

Supporting Documents for The Mixed and Split Curriculum

Make the most of the New [AccessArt Primary Art Mixed and Split Curriculum](#) by exploring supporting documents and information.

The documents below are all available to [AccessArt members](#).

If you are a teacher looking to explore what the AccessArt Curriculum has to offer, please find introductory videos [here](#), free to access for non-members.

Supporting Documents For the Mixed and Split Curriculum



PDF'S OF
PATHWAYS

[Download PDF versions of each pathway in the new AccessArt Curriculum](#)



MEDIUM TERM
PLANS

[See the “MTP” relating to each pathway](#)



DISCIPLINES,
SEQUENCING AND
ARTISTS

[See the Sequencing Plans for the full curriculum, Years 1 to 6](#)

KEY VOCABULARY

[Download an editable word doc with key words for each pathway across all years](#)

Mixed Year Group & Split Curriculum Editable Document

Autumn Term	Spring Term	Summer Term
Spirals Using drawing, collage and mark-making to explore spirals. Introducing sketchbooks.	Simple Printmaking Explore simple ways to make a print. Use line, shape, colour and texture to explore pattern, sequencing and symmetry. OR... Inspired by Flora & Fauna Explore how artists make art inspired by flora and fauna. Make collages of landscapes and display as a shared artwork.	Play Exploring materials in a play Mini Sculptural project drawings from 1 media, and transform from 2D to 3D
Explors & Draw Introducing the idea that artists can be collectors & explorers as they develop drawing and composition skills.	Exploring the World Through Mono Print Using a simple mono print technique to develop drawing skills, encourage experimentation and ownership. OR... Expressive Painting Explore how painters sometimes use paint in an expressive and gestural way. Explore colour mixing and experimental mark making to create abstract still life .	Be A Exploring arch architect Stick Trans Explore how you object into n Mu Explore how we c the sky
Gestural Drawing with Charcoal Making loose, gestural drawings with charcoal, and exploring drama and performance.	Working with Shape and Colour "Painting with Scissors": Collage and stencil in response to looking at artwork. OR...	Telling Stories Explore how arts art forms – in th sculpture inspire

[Download an editable word doc for the Split Curriculum for Mixed Year Groups](#)

Revised Progression Plan



ssion (Skills and Knowledge) for Primary Schools Years 1 to 6
ated to support the [AccessArt Primary Art Curriculum](#)

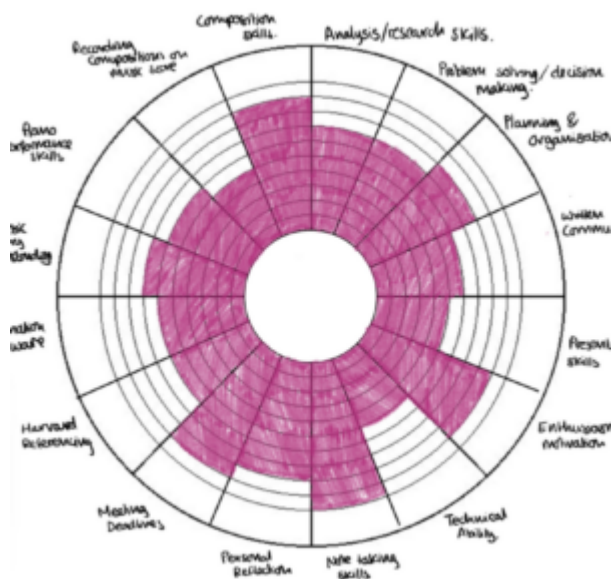
[See the new AccessArt Progression of Knowledge & Skills Plan and watch the video to see how to edit the plan to suit your school](#)

Thinking About Curriculum Content & Progression in Primary Art



How might we more usefully connect the curriculum we choose to teach with the progress we'd like to see.

using circle diagrams to celebrate progression



Using Circle Diagrams as a gentle, learner centred way to think about assessment.

Disciplines, Skills, Behaviours & Traits Developed Through the AccessArt Primary Art Curriculum



Understand how disciplines, skills, behaviours and traits are developed through our curriculum.

Artists & Concepts



See the “Talking Points” resources which feature in the AccessArt Primary Art Curriculum

DRAWING EXERCISES FOR DT HALF-TERM



[Put in place a practise of drawing exercises during DT Half-Term](#)

List of Materials & Resources



[See the Materials Resource List](#)

CURRICULUM LINKS & ADAPTATIONS



[This page shares ideas for curriculum links and adaptations](#)

Ensure Your Intent Matches Our Intent



[Understand the philosophy and intent behind our work, to ensure that it matches and informs your own understanding](#)

ACCESSART PRIMARY ART CURRICULUM FAQ



[Do you have a question about the curriculum? Check here to see if its been answered!](#)

The AccessArt Primary Art curriculum
Gallery




See how other schools have been using the AccessArt Art Curriculum

EQUIVALENT AGE/YEAR GROUPS

	N Ireland	Ireland	US	Canada
	P1	Junior Infant	Pre-Kindergarten	Pre-Kinderg
	P2	Senior Infant	Kindergarten	Kinderg
vel)	P3	1 st Class	1st Grade	Grade 1
el)	P4	2 nd Class	2nd Grade	Grade 2
rel)	P5	3 rd Class	3rd Grade	Grade 3
vel)	P6	4 th Class	4th Grade	Grade 4
vel)	P7	5 th Class	5th Grade	Grade 5
vel)	Year 8 (1 st Yr)	6 th Class	6th Grade	Grade 6
vel)	Year 9 (2 nd Yr)	1 st Year (Secondary Junior)	7th Grade	Grade 7
vel)	Year 10 (3 rd Yr)	2 nd Year (Secondary Junior)	8th Grade	Grade 8
	Year 11 (4 th Yr)	3 rd Year (Junior Cert)	9th Grade Freshman	Grade 9
el)	Year 12 (5 th Yr)	Fourth Year – optional transition year Senior cycle (Fifth year if no TY)	10th Grade Sophomore	Grade 10

Find a table to help teachers around the UK and overseas to find the equivalent levels within their education systems

Preparing to use the curriculum and
Introducing staff to accessart



[Watch a recording to help you transition to the AccessArt curriculum and find a powerpoint to introduce the curriculum to staff](#)


Explore Other Curriculums

The EYFS & SEND Curriculum



[See the EYFS & SEND Curriculum](#)

The Full AccessArt Curriculum



[See the “Full” AccessArt Primary Art Curriculum](#)

The split AccessArt Curriculum



[See the “Half” AccessArt Primary Art Curriculum designed for schools alternating Art with other subjects each half term](#)

the Mixed AccessArt Curriculum



[See the AccessArt Primary Art Curriculum designed for schools who have Mixed year groups](#)