

# Supporting Videos for the Split Curriculum


Make the most of the new [AccessArt Primary Art Split Curriculum](#) by exploring these videos and recordings.

## [Build Your Understanding of the AccessArt Primary Art Curriculum](#)

If you are a teacher looking to explore what the AccessArt Curriculum has to offer, please find [support videos here](#), free to access for non-members.

Explore the videos to find out more about the curriculum, with information about knowledge and experience, what is covered, progression, assessment and teacher growth.

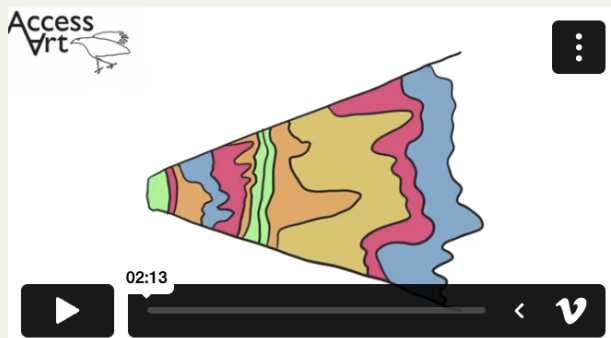
### KNOWLEDGE & EXPERIENCE IN THE ACCESSART PRIMARY ART CURRICULUM



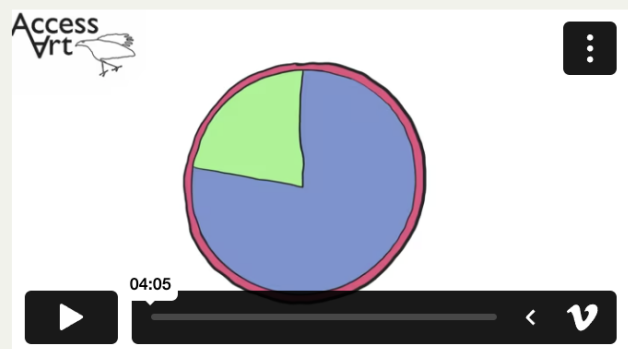
### WHAT DO WE COVER IN THE ACCESSART PRIMARY ART CURRICULUM?



### WHAT DOES PROGRESSION LOOK LIKE IN THE ACCESSART PRIMARY ART CURRICULUM?



### HOW DO WE EVIDENCE AND ASSESS WORK MADE?



**Recordings to Help Build Pedagogical Understanding**  
**The videos below are all available to AccessArt members.**

**In The Studio Recordings**



Recordings of Zoom “In the Studio” sessions exploring materials, techniques and approaches used in the new AccessArt Primary Art Curriculum

## Pathway Recordings



Recordings of Zoom CPD Sessions introducing individual pathways in the

## new AccessArt Primary Art Curriculum

pedagogy in 250 words



Build your understanding of art pedagogy by watching our short animations

## Explore Other Curriculums

The EYFS & SEND Curriculum



[See the EYFS & SEND Curriculum](#)

**The Full AccessArt Curriculum**



[See the “Full” AccessArt Primary Art Curriculum](#)

**“Mixed Year Group” Curriculum**



[See the AccessArt Primary Art Curriculum designed for schools teaching in mixed year groups](#)

## the Split and Mixed Curriculum



[See the AccessArt Primary Art Curriculum designed for schools with mixed classes who alternate Art and DT](#)