

# Making a Cardboard Sketchbook

AccessArt has advocated for using sketchbooks as a tool to nurture creativity for many years. Sketchbooks are the perfect tool to explore ideas, experiment and reflect. Making sketchbooks instead of buying them is a great way to give the maker of the sketchbook a sense of ownership and feel they have a safe space where they can succeed, fail, try and discover, free of judgement, enabling them to own their journey.

In this resource, you'll be shown two simple ways of making a sketchbook from easy access recycled materials.

[Please log in](#) below as a member to access the full video.

---

	Please log in here to access full content.	
Username	<input type="text"/>	
Password	<input type="password"/>	
	<input type="button" value="Login"/>	<input checked="" type="checkbox"/> Remember me
	<a href="#">Forgot Password</a>	

To access all content, I would like to

join as...

## An Individual



Creative practitioners, educators, teachers, parents, learners...

From £3.50

## An Organisation...



Schools, Colleges, Arts Organisations: Single and Multi-Users  
**From £42**

*AccessArt is a UK Charity and we believe everyone has the right to be creative. AccessArt provides inspiration to help us all reach our creative potential.*

---

---

## **“Acts of Kindness” Workshop**

---

# Collage: Deconstructing, Reconstructing and Abstracting

## What We Like About This Resource...

*"I really like how this playful resource helps us to make a creative response inspired by a stimulus, ensuring that the stimulus is only an entry point into an outcome that will look totally different. Exploring the themes of colour, texture and composition through the lens of different artists also helps us see how we can interpret (and re-interpret) colours and materials in a meaningful way. Viewfinders and collage are also great tools for those who experience 'fear of the white page' and will allow learners to make conscious creative decisions as they go."* – Tobi, AccessArt

## You May Also Like

Adapting AccessArt: Colour and Composition



## **Cut Paper Collage Still Life**



## **Cooking with collage**





---

**Tiny Art Schools: Art School  
Ilkley Part One**

---

**Tiny Art Schools: Art School  
Ilkley Part Two**

---

**Tiny Art Schools: Art School**

# Ilkley Part Three

---

## Escaping Wars and Waves – Encounters with Syrian Refugees

### What We Like About This Resource...

*‘This resource really demonstrates how art can successfully bring awareness to important humanitarian issues, promote inclusivity and can give a platform to those who otherwise wouldn’t be heard. The links between text, photos and drawings are really strong and demonstrate the creative process used by Olivier from start to finish. I really like the inclusion of suggestions for students within the post, which encourage students to learn more about their community and to understand the experience of being displaced. This in turn will hopefully inspire the next generation to be part of an inclusive and empathetic society.’ – Tobi, AccessArt*

---

**How Do Non-Specialist  
Teachers Teach Art?**

---

**Printmaking By Scarlett  
Rebecca**


---

**Kitchen Lithography**

**See This Resource Used In  
Schools...**









---

**Touch Wood**

**What We Like About This**




# Resource...

“You can get a real sense of the environment in this post and how this could provide so much inspiration for creative projects. We are aware there the challenges to exploring the outdoors when many schools are in towns and cities. A way around this could be to have a regular collection of natural objects within the classroom and using them as a stimulus to respond creatively in sketchbooks or in extended projects” – *Andrea, AccessArt*

## You Might Also Like...



[Woodland Exploration](#)



## [A Passion for Woodworking](#)



## [Visual Arts PLanning: Tees, Forest and Landscapes](#)

---

# **Connecting With Nature Through Art**

---

## **Printmaking using Packaging**

---

## **Using a Found Book for a Sketchbook**

---

## **Mark Making & Sound: Part One**

## **You May Also Like...**

**Pathway: Music and art**






[This is featured in the 'Music and Art' pathway](#)

**Mark Making & Sound: Part Two**



**Mark Making & Sound: Part Three**



**Drawing to a Slow Rhythm**



**Inspired by Miro**



## **Drawing to Music**



---

## **Walking and Drawing**

---

# Inspire 2020: Teachers

This post is based on CPD (Continued Professional Development) sessions in February and March 2019, hosted and delivered by the Fitzwilliam Museum, Cambridge in collaboration with AccessArt, for Cambridgeshire teachers participating in Inspire 2020 Project.

---

## **‘Meet and Make’ Teacher CPD Event and Resource Share**

See how teachers, museum educators, the local scrap store and arts organisations were brought together for a making session inspired by Brilliant Makers at Arbury Primary School, Cambridge with year three teacher Eilis Hanson.

---

## **Drawing in the Dark: Developing a Visual Language**

---

## **Taking on the Inktober**

# Challenge

Artist Morag Thompson Merriman taking on the Inktober Challenge and generously shares her process with AccessArt.