

Opening Out: Shells and Sketchbooks

By [Tobi Meuwissen](#)

In this activity, learners experiment with a range of drawing tools and materials to create both observational and experimental mixed-media drawings.

In the session, they begin by making a concertina sketchbook using tracing paper, before experimenting with ink and a range of drawing materials, moving onto close observational drawing of shells, to fill their concertinas with drawings in inventive and creative ways.

The three drawing exercises, along with the warm-up activity, are carefully scaffolded to help children develop their skills step-by-step. Each activity builds on prior learning, reinforcing understanding of both the subject matter and the materials, while encouraging children to make connections and informed choices about their next steps.

This activity was facilitated with Year 4 learners at [Beaver Road Junior School](#) over a 1.5-hour session, but it can easily be extended or adapted, with opportunities to use the exercises as warm-ups across different sessions. It also comes with plenty of scope to adapt the exercises to the

needs or aims of your learners.

[Log in](#) as a member below to access the full resource.



	Please log in here to access full content.
Username	<input type="text"/>
Password	<input type="password"/>
	<input type="button" value="Login"/> <input checked="" type="checkbox"/> Remember me
	Forgot Password

To access all content, I would like to join as...

An Individual



Creative practitioners, educators, teachers, parents, learners...

[From £3.50](#)

An Organisation...



Schools, Colleges, Arts Organisations: Single and Multi-Users
From £42

AccessArt is a UK Charity and we believe everyone has the right to be creative. AccessArt provides inspiration to help us all reach our creative potential.

You May Also Like...

making a blind contour drawing



Experimental mark-making tools



Nests: Materials, Tools and Sketchbooks



Fruit Plates

You May Also Like...

working on black paper



cut paper still life collage



graphic inky still life



Splendour and Opulence

Inspired by Klimt

What We Like About This Resource...

"We really love how Nichola devised and facilitated this activity, giving learners complete freedom whilst limiting certain elements such as colour palette. This activity incorporates a journeyful approach, in which the experiments all come together to form a shared outcome, and celebrate every learners exploration, which we love!" – Tobi, AccessArt

See this Resource in Schools...





You May Also Like...

visual notes



sculptural environments inspired by hockney



Multimedia Response to Yayoi Kusama



Adapting AccessArt: Woolly Scarves and Long Sketchbooks

You May Also Like...

Using pastel to capture texture



collaging with wax crayon rubbings



concertina landscapes




Transforming Letters

You May Also Like...

cut out typography



typography for children



drawing with scissors




CPD Recording: Transforming Letters



Dreaming With Watercolour

You May Also Like...

let me inspire you by emma burleigh



Globe paintings



introduction to watercolour




See all send resources



See This Resource Used in Educational Settings...








Making a Cardboard Sketchbook

See This Resource Used in Schools





“Acts of Kindness” Workshop

**Collage: Deconstructing,
Reconstructing and
Abstracting**

**What We Like About This
Resource...**

“I really like how this playful resource helps us

to make a creative response inspired by a stimulus, ensuring that the stimulus is only an entry point into an outcome that will look totally different. Exploring the themes of colour, texture and composition through the lens of different artists also helps us see how we can interpret (and re-interpret) colours and materials in a meaningful way. Viewfinders and collage are also great tools for those who experience ‘fear of the white page’ and will allow learners to make conscious creative decisions as they go.” – Tobi, AccessArt

You May Also Like

Adapting AccessArt: Colour and Composition



Cut Paper Collage Still Life



Cooking with collage




Cooking With Collage

You May Also Like...

Redesigning food Packaging



What i ate in a day



Paint Your corner Shop



Creating Repeat Patterns



Ice Worlds


You May Also Like...

Pathway: Using Art To Explore Global Issues



[This resource is featured in the 'Using Art To Explore Global Issues' pathway](#)


Drawing Source material: ice



Talking Points: Drawn To Antarctica



Mini world Lightboxes



Adapting AccessArt: Stone Age

Clay Play

See This Resource Used In
Schools...





You May Also Like

fruit pinch pot



clay pens



how to clay play



**Our Creative Community:
Finding Exhibitions Near You**

**Our Creative Community:
Curating an Exhibition Part
One**

**Our Creative Community:
Curating an Exhibition Part
Two**

**Our Creative Community:
Tips for Organising an
Exhibition Setting**

**Our Creative Community:
Plates Inspired by
Janine Burrows**

**Our Creative Community:
Inspired by Samantha
Bryan Part One**

**Our Creative Community:
Inspired by Samantha**

Bryan Part Two

**Our Creative Community:
The Island: A Thinking
Skills Workshop**