


Shrinkle Spaces

By Paula Briggs

In the AccessArt art club for ages 7, 8 and 9, we had fun this week using Shrinkles. For those that haven't used them before, Shrinkles are sheets of plastic which can be drawn and coloured, and which when baked in an oven for just a few seconds, shrink down to 1/7 of their former size. In addition to pre-printed sheets, you can also buy plain white and clear sheets, making them ideal for an art project such as this. Children love using them - the end results are captivating as the mark making too, shrinks down. The plastic becomes thicker so the end results feels permanent and product-like.



People and spaces with Shrinkle paper

The Subject Matter

After the [previous session in which we built quick clay figures in response to a sculpture](#), in this session I wanted to give the children the opportunity to explore how they might create groups of figures, and also create the space in which the groups existed. By working with individual elements (characters, objects, architectural shapes), I hoped the children would use a sense of play to experiment with building an occupied space which told a story.

	Please log in here to access full content.	
Username		<input type="text"/>
Password		<input type="password"/>
	<input type="button" value="Login"/>	<input checked="" type="checkbox"/> Remember me
	Forgot Password	

To access all content, I would like to join as...

An Individual



Creative practitioners, educators, teachers, parents, learners...

From £3.50

An Organisation...



Schools, Colleges, Arts Organisations: Single and Multi-Users
From £42

AccessArt is a UK Charity and we believe everyone has the right to be creative. AccessArt provides inspiration to help us all reach our creative potential.

Page to Panel – How to Make

Manga by Irina Richards

Newspaper Heads by Sharon Gale

Responding to Place by Claire Louise Mather

Creating and Drawing an Art Installation

Nest

See This Resource Used in Schools...







You May Also Like...

Pathway: Sculpture, Structure,
Inventiveness & determination



This is featured in the 'Sculpture,
Structure, Inventiveness & Determination'
pathway

Talking Points: What can we learn from birds



Drawing source material: nests



Drawing Hands


You May Also Like...

Pathway: Exploring Form Through Drawing

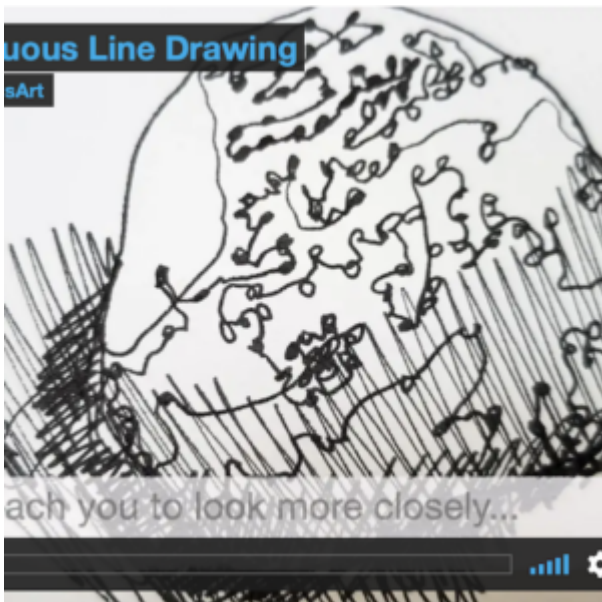


[This is featured in the 'Exploring Form Through Drawing' pathway](#)

Drawing Like a Caveman – Handprint Art



Continuous Line Drawings




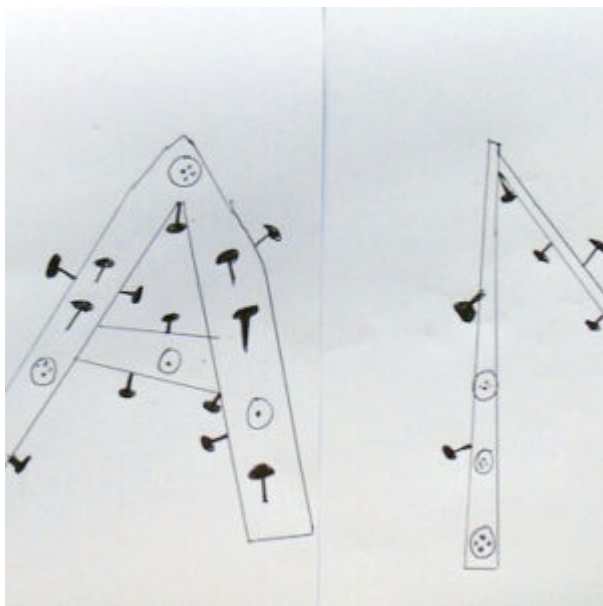
Painting the Savannah by Chloe Williams


Making a Monogram

Typography for Children

See the Resource Used in
Schools...









You May Also Like...

Pathway: Typography and Maps




[This is featured in the 'Typography and Maps' pathway](#)

Talking Points: What is typography?



Talking Points: Louise Fili



Inspired by Miro – Collage, Automatic Drawing, &

Sculpture

You May Also Like...

Visual Arts Planning Collections:
Cardboard and paper



CARDBOARD ENGINEERING CHALLENGE



AN INTRODUCTION TO SCULPTURE



Year 4 Sculpture Project (ages 8 and 9)

**Woodland Exploration by
Caroline Wendling & Deborah
Wilenski**

Improving Drawing Outcomes by Changing Paper

Join Accessart

Join AccessArt from only £3.50 per month and access all our resources wherever you live.

See Curriculum Guidance for Drawing:
Resources



[Further Guidance to Support Drawing in Schools](#)

More Drawing Projects



[Find more drawing exercises and projects for primary-aged children in this beautiful book by Paula Briggs.](#)

Sketchbooks in Primary Schools – Curriculum Planning

[A new version of this page is available here.](#)

Post Office by Rosalie Schweiker: An Interactive

Community Art Project

Self Portraiture Photography by Anna Lynch

Exploring Cyanotype by Maru Rojas


Drawing with Wire: The Polymeric Approach by Julie de Bastion

You May Also Like...


Visual Arts Planning Collections:
Literacy



Accessart wire resources



drawing with wire



Drawing on Pebbles to Make Treasured Fossils

Using a variety of drawing media on a variety of found surfaces to create a collection of fossils. [Full AccessArt Members Only](#)