


Exploring Cyanotype by Maru Rojas

A **40 Artist Educator** Resource:
Be Inspired by Maru Rojas



Thistle Cyanotype by Maru Rojas

Artist and educator Maru Rojas shares how to create beautiful

cyanotype images through illustrated steps.

This project was shared with AccessArt as part of the [40 Artist Educator Project](#), funded by Arts Council England, aiming to highlight and celebrate artist-led teaching and facilitation.

Exploring Cyanotype by Maru Rojas

"The aim of this project originally was to explore in detail the 20 most noxious plants and weeds introduced to Australia. For this, I used the alternative photographic cyanotype printing in order to transform delicate drawings into detailed "photographic prints".

Having spent a few weeks in the Australian bush, the presence of these weeds was to me symbolic evidence of the introduction of Western values and ideals, a metaphor for the imposition of another way of thinking and the way we deal with "otherness". Cyanotype seemed like the perfect method to convey this idea; enabling me to print several copies of the same image. This project can be adapted to any theme. I've done this with young people (aged 14 – 18) and they love the process.

	Please log in here to access full content.	
Username	<input type="text"/>	
Password	<input type="password"/>	
	<input type="button" value="Login"/>	<input checked="" type="checkbox"/> Remember me
	Forgot Password	

To access all content, I would like to

join as...

An Individual



Creative practitioners, educators, teachers, parents, learners...

From £3.50

An Organisation...



Schools, Colleges, Arts Organisations: Single and Multi-Users
From £42

AccessArt is a UK Charity and we believe everyone has the right to be creative. AccessArt provides inspiration to help us all reach our creative potential.

**Drawing with Wire: The
Polymeric Approach by Julie**


de Bastion

You May Also Like...


Visual Arts Planning Collections:
Literacy



Accessart wire resources



drawing with wire



Drawing on Pebbles to Make Treasured Fossils

Using a variety of drawing media on a variety of found surfaces to create a collection of fossils. [Full AccessArt Members Only](#)

Using Pastels to Capture Texture

Using soft pastel and graphite in an intuitive way to capture a sense of texture. [Full AccessArt Members Only](#)

Sculptural Pots

Scraperboard Lookalikes

Woodcut

Making simple scraper board drawings with oil pastel and acrylic paint, which take on the appearance of woodcuts. [Full AccessArt Members Only](#)

Thinking and Making

Bad Cat: Inspiration for Art Week

You May Also Like...

Visual Arts Planning Collections: Literacy



the making of rabbit, cactus, accident



Making Broadway Market



Drawing Materials Sample Cards

Drawing project to create sample drawing material cards which can be used for future reference and inspiration. [Full AccessArt Members Only](#)

Painting on Plaster, Inspired by Vincent Van Gogh

Beautifully illustrated resource which introduces still life via an unusual combination of materials: plaster, oil pastel, graphite and linseed oil.

How does the Sculpture Balance?

Construction-based sculpture project inspired by Ben Nicholson's paintings. Encourages children to take more risks by asking them to through their sculptures "off balance".

[Full AccessArt Members Only](#)

Layered Colour Gestural Drawing

Using colour to help develop gestural drawing skills. [Full AccessArt Members Only](#)

Colour Composition and Ben Nicholson

One hour session in which primary age children made simple coloured elements through which to explore composition. [Full AccessArt Members Only](#)

Quentin Blake's Drawings as Inspiration!

3 simple exercises inspired by the drawings of Quentin Blake. Enables children to develop observation skills and explore drawing from life, combined with permission to exaggerate certain aspects of their drawings to help convey intention.

Drawing and Making Flowers

Using drawing to inspire making sculptural flowers.

Drawing in the National Curriculum

You May Also Like...

the drawing journey



all accessart drawing resources



planning a creative curriculum



THE ACCESSART primary CURRICULUM



Clay Slab Work by Andy Cairns

Andy Cairns, sculptor, works with year five children to make a 'demon dog head' using self hardening clay formed around a simple armature.

Murals in Schools by Tracy McGuinness-Kelly

Minibeast Artwork by Tracy McGuinness-Kelly

Fun MiniBeast collage project by Tracy McGuinness-Kelly. Aimed at primary school children. [Full AccessArt Members Only](#)

Drawing Clouds and Mark Making

Mark-making exercise for children which encourages them to push their drawings, and their imaginations out of their safe zone. [Full AccessArt Members Only](#)