

Making Sea Sculptures at Culford School, Suffolk

Artists Andrea Butler and Sheila Ceccarelli inspire year three pupils to invent their own sculptural sea creatures using simple wrapping and binding techniques with scrap store materials.

Making a Scarecrow Out of Moss

You Might Also Like....


Which Artists: Andrew Amondson



Roots and Shoots: A Sculptural Challenge



Connecting with Nature Through Art



Inspired by Joseph Cornell:

Making a Decorative Aviary Box

See This Resource Used In Schools...







Chimera Drawings into Beautiful Terracotta Tiles

Artist Eleanor Somerset introduces 'Sgraffito': drawing into leather hard red clay tiles to create designs using mark-making.

Wax Resist with Coloured Inks and Sgraffito on Foamboard



Chimera Drawings into Beautiful Terracotta Tiles



Plinth People: Sculptural

Self Portraits

Join Paula Briggs and the AccessArt Art Club for ages 8, 9 and 10 to see how to make autobiographical sculptures.

Teenagers Make Small Sculptures: Exploring Felt-Making and Transforming Materials

Paper Sculptures: Dipping Objects in Paper Pulp


Dragons & Birds in Eggs: Hidden and Revealed

You May Also Like...

Visual Arts Planning Collections: Birds



monoprinting with carbon copy paper

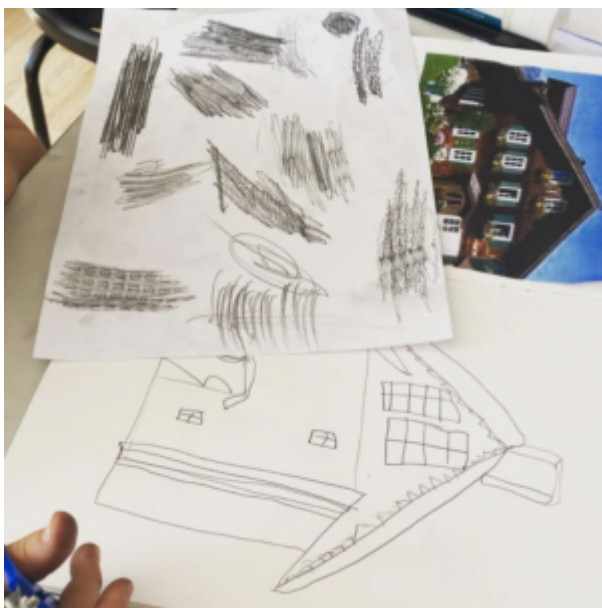


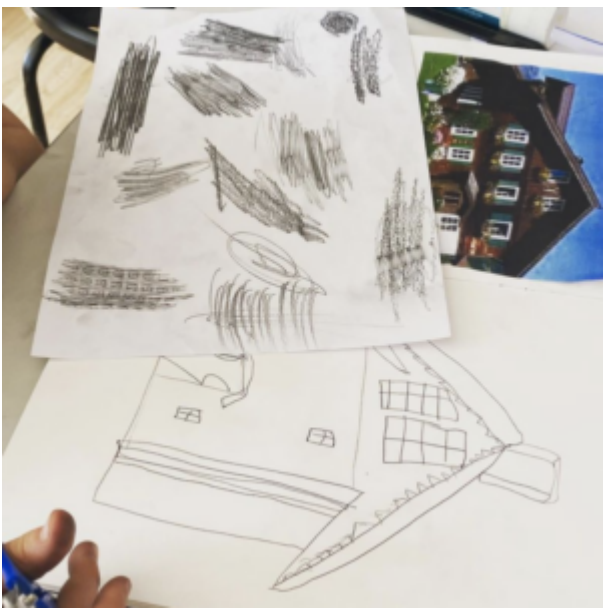
Inspired by Google Earth: Making

Making models inspired by images from Google Earth.

Houses from Around the World: International Day at Monkfield Primary School

See This Resource Used In Schools...







Exploring Materials: Merino Wool and Water and Making Felt

Flat Yet Sculptural? Drawing, Collage, Construction

Following on from using the grid method to scale up simple drawings, children worked on collage and construction to transform their drawings into sculptures.

Exploring Three Dimensions with Lego: Drawing and Collage

You May Also Like...

Pathway: Exploring Form Through Drawing



[This is featured in the 'Exploring Form Through Drawing' pathway](#)

Adapting AccessArt: From 2D to 3D



The Paint Swing-0-Meter

Using Negative Space to Believe What You See (& Scaling Up)


You May Also Like...

Pathway: 2D Drawing to 3D Making



[This is featured in the '2D Drawing to 3D Making' pathway](#)

Talking Points: Lubaina Himid



Jo Allen and Rachael Causer: Relief Printmaking at Ridgefield Primary School

Making Plaster Reliefs

Literacy Boost Project: James & the Giant Peach Garden by Cordelia Spalding

You Might Also like...

**Pathway: Telling Stories through drawing
and making**



[This is featured in the 'Drawing Stories Through Drawing and Making' pathway](#)