

# Building Stories by June Nelson

A **40 Artist Educator** Resource:  
Be Inspired by June Nelson



One girl's story - Building Stories Workshop by

June Nelson

Artist and educator June Nelson shares how she used photography, collage and iPads in Towner Contemporary Art Museum, Eastbourne to encourage looking, collaborating, and telling visual stories.

This project was shared with AccessArt as part of the [40 Artist Educator Project](#), funded by Arts Council England, aiming to highlight and celebrate artist-led teaching and facilitation.

---

### Building Stories by June Nelson

These two half-term workshops for the Towner Contemporary Art Museum in Eastbourne, were inspired by the exhibition of film work by the Swedish artist, John Skoog. 'Redoubt' was a visually dark piece – not an obvious starting point for young children.

The workshops were only 2 hours long, with a morning session for 5 to 8-year-olds and an afternoon session for 8 to 11-year-olds. Nevertheless, it is an adaptable project that could be used for any age group, over a longer period, and in many different types of building. In the time available, it wouldn't have been possible to make a film similar to John Skoog's, with its long, slow pan over a dark, abandoned building, but I wanted to use the large modern gallery as the basis of work that encouraged **looking, collaborating, and telling visual stories.**

---

	<b>Please log in here to access full content.</b>	
Username	<input type="text"/>	<input type="password"/>

Password	<input type="password"/>
	<input type="button" value="Login"/> <input checked="" type="checkbox"/> Remember me
	<a href="#">Forgot Password</a>

To access all content, I would like to join as...

**An Individual**



Creative practitioners, educators, teachers, parents, learners...

**From £3.50**

**An Organisation...**





Schools, Colleges, Arts Organisations: Single and Multi-Users  
**From £42**

*AccessArt is a UK Charity and we believe everyone has the right to be creative. AccessArt provides inspiration to help us all reach our creative potential.*

---

---

# Sketching from a Source and Using Photocopies to Develop

# a Sketchbook Approach

---


## Layers in the Landscape by Emma Davies

### You May Also Like....

Visual Arts Planning Collections:  
Cardboard and paper



concertina landscapes



**diary of a sculptural sketchbook**



---

**From Drawing to Collage to  
Casting – Mural Design with**

# Primary Schools

See This Resource Used In  
Schools...









---

# Responding to Place by Claire Louise Mather


---

## Cut Paper Collage Still Life

See This Resource Used In Schools...
















**You May Also Like...**

**Pathway: Exploring Still Life**





[This is featured in the 'Explore Still Life' pathway](#)

**talking points: Flemish and Dutch Still Life Painters**



**Talking Points: Paul Cezanne**



**talking points: Contemporary still life**



---

**Painting the Savannah by  
Chloe Williams**

---

# Inspired by Miro – Collage, Automatic Drawing, & Sculpture

## You May Also Like...

Visual Arts Planning Collections:  
Cardboard and paper



**CARDBOARD ENGINEERING CHALLENGE**





## **AN INTRODUCTION TO SCULPTURE**



---

## **Sculptural Pots**

---

# Colour Composition and Ben Nicholson

One hour session in which primary age children made simple coloured elements through which to explore composition. [Full AccessArt Members Only](#)

---

# Murals in Schools by Tracy McGuinness-Kelly

# Minibeast Artwork by Tracy McGuinness-Kelly

Fun MiniBeast collage project by Tracy McGuinness-Kelly. Aimed at primary school children. [Full AccessArt Members Only](#)

---

# Set Design with Primary Aged Children

Beautifully illustrated resources shares how year 3, 4, 5 and 6 children at Bourn Primary Academy explored set design

through drawing and making.

---

## Winter Still Life

Many thanks to students of AccessArt's Experimental Drawing Class for sharing their process and finished results with AccessArt.

Many thanks to Pisces for generously supplying pastels, pens, charcoal and scissors used in this session to AccessArt.



---

## Designing Wallpaper!

Using photocopied drawings to design wallpaper! [Full AccessArt Members Only](#)

---

# Sue Gough: Making a Layered Drawing

Idea for making a layered drawing based upon the work of artist Sue Gough.

---

## Which Artists: Abigail Winter

---

## Exercise for Making an Artist's Book or Sketchbook

Making a beautiful, thoughtful, artist's book via a single sheet of paper. [Full AccessArt Members Only](#)

---

## Swoop




# What We Like About This Resource...

“Rachel has contributed some great resources to AccessArt and we really like how this idea captures the concept of ‘returning’ – something that school children will have processed over the past year. We love how this activity encourages hands to feel and move paint about freely – to experience its qualities and tactile nature. You could try this in your setting using different migratory birds such as Ospreys or Swifts as inspiration, with the children looking at images of these birds before trying some observational drawing.” – *Rachel, AccessArt.*

## You May Also Like...

Visual Arts Planning Collections: Birds



## **Drawing Feathers**



## **Creating Decorative Designs From Birds**



---

**Still and Dynamic Drawing:**

# Making Magic Spells!

Exploring how “still” drawings can be transformed into “dynamic” drawings through a shared process. [Full AccessArt Members Only](#)