

Fruit Plates

By [Jan Miller](#)

Jan Miller is an Art and Design teacher with more than 25 years' experience working in formal education settings, currently teaching ages 4-15. In this pupil favourite, Jan demonstrates the process of creating still-life mixed-media paintings with Year 5 learners, using fruit and patterned plates as the subject.

This three-part activity, delivered across three one-hour sessions, was developed to help learners experiment with using colour mixing to capture tone and form. In addition to building their understanding of primary and secondary colours, learners practised their observational skills and explored new materials and techniques throughout each session. Each technique was demonstrated to ensure the activity was fully inclusive for mixed-ability and SEND learners, who were able to work independently to create unique mixed-media pieces.

[Log in](#) below as a member to see the full resource.



	Please log in here to access full content.	
Username	<input type="text"/>	
Password	<input type="password"/>	
	<input type="button" value="Login"/>	<input checked="" type="checkbox"/> Remember me
	Forgot Password	

To access all content, I would like to

join as...

An Individual



Creative practitioners, educators, teachers, parents, learners...

From £3.50

An Organisation...



Schools, Colleges, Arts Organisations: Single and Multi-Users
From £42

AccessArt is a UK Charity and we believe everyone has the right to be creative. AccessArt provides inspiration to help us all reach our creative potential.

You May Also Like...

working on black paper



cut paper still life collage



graphic inky still life



Making the “AccessArt For All” Banner

**Splendour and Opulence
Inspired by Klimt**

**What We Like About This
Resource...**

“We really love how Nichola devised and

facilitated this activity, giving learners complete freedom whilst limiting certain elements such as colour palette. This activity incorporates a journeyful approach, in which the experiments all come together to form a shared outcome, and celebrate every learners exploration, which we love!" – Tobi, AccessArt

See this Resource in Schools...





You May Also Like...

visual notes



sculptural environments inspired by hockney



Multimedia Response to Yayoi Kusama



Adapting AccessArt: Woolly Scarves and Long Sketchbooks

You May Also Like...

Using pastel to capture texture



collaging with wax crayon rubbings




concertina landscapes



Dreaming With Watercolour

You May Also Like...

let me inspire you by emma burleigh



Globe paintings



introduction to watercolour




See all send resources



See This Resource Used in Educational Settings...







Collage: Deconstructing, Reconstructing and Abstracting

What We Like About This Resource...

“I really like how this playful resource helps us to make a creative response inspired by a stimulus, ensuring that the stimulus is only an entry point into an outcome that will look totally different. Exploring the themes of colour, texture and composition through the lens of different artists also helps us see how we can interpret

(and re-interpret) colours and materials in a meaningful way. Viewfinders and collage are also great tools for those who experience ‘fear of the white page’ and will allow learners to make conscious creative decisions as they go.” – Tobi, AccessArt

You May Also Like

Adapting AccessArt: Colour and Composition



Cut Paper Collage Still Life



Cooking with collage




Cooking With Collage

You May Also Like...

Redesigning food Packaging




What i ate in a day



Paint Your corner Shop



Creating Repeat Patterns



Adapting AccessArt: Colour and Composition

You May Also Like

Manipulating Forms in Landscape Painting



Layered Colour Gestural Drawing



Cut Paper Collage Still Life



Adapting AccessArt: Pattern and Colour

You May Also Like...

Screenprinting in the classroom



SCREENPRINTING USING OVERLAID PATTERN



exciting colour



Creating Repeat Patterns With Rachel Parker



Ice Worlds


You May Also Like...

Pathway: Using Art To Explore Global Issues



[This resource is featured in the 'Using Art To Explore Global Issues' pathway](#)


Drawing Source material: ice



Talking Points: Drawn To Antarctica



Mini world Lightboxes



An Introduction to Gel Plate

Printing

Adapting AccessArt: Monoprint and Painting: The Great Fire of London

See This Resource Used In Schools






You May Also Like

7 & 8 Year Olds Explore MonoPrinting & Oil Painting



Monoprinting with Oil Pastel and Carbon Copy Paper



Working in a Studio

You Might Also Like...

Artist Studio Series



Talking Points: Artists as Collectors and Explorers



Explore Contemporary Artists, Designers and Makers



Manipulating Forms in Landscape Painting

See How This Resource Is Used in Schools...



Kent landscape



Kent landscape







You Might Also Like...

Landscape Painting: Plein Air Painting



Working With and In the Landscape



Painting The Storm



Painted and Sculptural Plant Pots

You Might Also Like...

Drawing and Making Flowers



Painting on Plaster Inspired by Vincent Van Gogh



Cut Paper Collage Still Life



Alternative Fashion

You Might Also Like...

2d and 3d Fashion Designs using Painted Paper



Barbie and Ken Transformation



Puppets Inspired by Historical Paintings



Working on Black Paper

You Might Also Like...

Drawing Spirals



Thinking Silhouettes



Painting with Poster Paint



Coat-hanger Shells

You Might Also Like...

Drawing and Making Flowers



Painted and Sculptural Plant Pots



Drawing Insects with Wire



CPD Recording: Colour Mixing

You May Also Like...

colour mixing



Adapting AccessArt: Colour and Composition



cpd recordings: Disciplines and pedagogy



all recorded cpd sessions



**Introduction to Colour
Pencils**