

Colour Wheel for Infants and Juniors

In this post, artist educator Rosie James, shows her open-ended and experiential approach to introducing the colour wheel to primary aged children throughout the key stages.

Primal Painting

You May Also Like...

Pathway: using natural materials to make images




[This is featured in the 'Using Natural](#)

Materials to Make Images' pathway

Talking Points: Frances Hatch



Talking Points: Anna Atkins



Talking Points: What is a cyanotype



Talking Points: Cave Art



Working In and with the landscape



**Adding Colour to Shared Ink
Drawing Inspired by “Where
the Wild Things Are”**

**See This Resource Used In
Schools...**









You May Also Like...

Pathway: Drawing and Making Inspired by Maurice Sendak



[This resource is featured in the 'Drawing and Making Inspired by Maurice Sendak' pathway](#)

talking points: maurice sendak



Exploring Primary Colours and Progressing from Powder Paint to Gouache and Acrylic

This resource is based on methods shared, during an AccessArt InSET session, for primary school teachers at New Hall School, Chelmsford, to ultimately enable their pupils to develop colour skills. Teachers explored using their intuition and experience to mix primary colours, creating coloured swatches, that matched the colours of spring flowers, whilst comparing painting mediums. By Sheila Ceccarelli

To Colour...

As part of Sensory Spaces: An Autism Friendly Project, artist, Sarah Evelyn Marsh ran two sessions exploring the theme of colour. What does colour smell like? What does colour feel like?

Landscape Painting: Colour in the Landscape

Teenagers Experiment with Glow in the Dark Paint and Rice with Artist Melissa Pierce Murray

teenagers at AccessArt's Experimental Drawing Class, I brought in UV reactive paint and markers, and surprised students by turning off the lights and shining a UV torch on the palates.

Marbling for Surface Design by Ruth Purdy

Tie Dye

Is choice at the heart of

art? By Joanna Grace

Joanna Grace, founder of The Sensory Project discusses the exceptional talents of artists with PMLD (profound and multiple learning disabilities)

Red to Green: Wax Resist and Scraffito

Painting the Light and the Dark...

The Paint Swing-0-Meter


Emma Copley – Painting a Still Life and Seeing Colour

Cut Paper Collage Still Life


See This Resource Used In Schools...













You May Also Like...

Pathway: Exploring Still Life



[This is featured in the 'Explore Still Life' pathway](#)

talking points: Flemish and Dutch Still Life Painters



Talking Points: Paul Cezanne



talking points: Contemporary still life



**Colour Mixing with Cyan,
Magenta and Yellow Colour**

Mixing

Teenagers enjoy drawing spring blossoms and colour mixing. [Full AccessArt Members Only](#)

Colour Mixing with Cyan Magenta Yellow

Teenagers experiment with mixing Cyan, Magenta and Yellow to reproduce colours from nature. [Full AccessArt Members Only](#)

Colour Composition and Ben Nicholson

One hour session in which primary age children made simple coloured elements through which to explore composition. [Full AccessArt Members Only](#)

Drawing Spiral Snails

Drawing Spiral Snails – a drawing project shared by Tracy McGuinness-Kelly. [Full AccessArt Members Only](#)

Watercolour Washes Inspired by the Tapestries of Henry Moore

Introducing children to working with a restricted palette of watercolours.