

# **Sculptural Constraints Workshop by Susie Olczak**

This workshop, for students at AccessArt's Experimental Drawing Class, looked at the idea of the constraints that might come up when creating a sculpture for a gallery or public space, and hoped to give a sense, that often the things that might initially hinder a project, can actually be a source of inspiration and good starting points for creativity.

---

## **Conquering SATs Stress with Seats**

After two terms of sitting on the same blue chairs being taught (and taught very well!) the same curriculum, artist, Paula Briggs wanted to remind these year six children, that they were all individuals with different areas of skills and unique personalities and that they were all valued as such.

---

## **“Heart-Work” an Arts and Wellbeing Project for Young People**

## Arts and Minds: Time to Introduce Ourselves – A Sculpture Challenge



## Arts and Minds: A 'Heart-Work' Conversation



## Arts and Minds: Asemic Writing and Invented Text




## **Feeling Through Drawing**



## **Drawing for Mindfulness**




## **Arts and Minds: Expressive Monoprinting on a Big Scale**



## **Constructing the World with Collage**



## **Building to the Limit**



## **Manipulating Clay with Water**



---

## Quick Guide to Mixing Plaster

---

## Drawing Into Space with Melissa Pierce Murray

In this session, artist Melissa Pierce Murray invited students to create three-dimensional drawings from tape, string and paper, using the entire room as our canvas.

---

# Questioning the Canvas

---

## World in a Matchbox

Children love working on a miniature scale where they can create worlds which they can control and oversee. AccessArt and Mencap have devised the “World in a Box” activity to enable children plenty of creative freedom resulting in fantastic autobiographical artwork.

---

## Making Paper Masks for Carnival and Mardi Gras

Making a Carnival Mask with the help of an AccessArt Template.

---

## “Plasticine Models & Decorated Plinths ” Inspired by the Book ‘Dirty Beasts’ by

# Roald Dahl & illustrated by Quentin Blake

## You Might Also like...

Pathway: Telling Stories through drawing  
and making



[This is featured in the 'Drawing Stories Through Drawing and Making' pathway](#)

---

**Making**

**Sculptural**

# **Interpretations of 18th Century Portraits at the Fitzwilliam Museum, Cambridge**

This post shares how Paula Briggs and Sheila Ceccarelli from AccessArt and Kate Noble from the Fitzwilliam Museum, Cambridge, enabled teachers to explore making three dimensional interpretations of two dimensional 18th Century portraits.

---

## **Making Giant Withie Lanterns**

With 'festivals of lights' in November and December, teenagers at AccessArt's Experimental Drawing class had a fun time constructing giant lanterns out of withies and wet-strength tissue paper.

---


## **Time to Introduce Ourselves – Initial Sculpture!**

---

# Supersized Jewellery

## You May Also Like...

More Making and Drawing projects for children



---

## Rio 2016! – Sporty / Sunbathing Dolls

Inspired by Rio 2016, the AccessArt Friday Club made dolls from modroc and wire, exploring costumes and personality!

---

# Take a Seat Gallery

Enjoy these chairs!

---

## **Brushes, Rollers and Dabbers – Year 4 Pupils Use Mixed Media to Make Mark Making Tools**

to explore constructing in mixed media and using inventiveness and innovation to create painting tools, which would later be used to paint a Communal Drawing of the River.

---

## **Perseverance, Determination and Inventiveness: Building Nests**

Year 4 pupils from Comberton Village College and Cambourne Village College feeder schools met for a Gifted and Talented Sculpture Masterclass led by AccessArt at Bourn Primary Academy. The session centred around an exploration of the materials and construction methods we might use to build inventive, sculptural nests.

---

# **Artist Studio Series: Emma Sandham King**

---

## **Barbie & Ken Transformation**

This adaptable resource shares how we transformed Barbie dolls using paper, fabric, modroc and paint. We had great fun researching and designing costumes and exploring appropriate materials. By Paula Briggs

---

## **Shipwrecked! A Shadow Puppet Play by Children Aged 10**

As the winter nights draw in and it was dark outside and cosy inside, Friday Club students, turn the summerhouse into a theatre and make a shadow puppet play.