

# **Years 3 and 4 D&T and Making Club**

A collection of resources by Sheila Ceccarelli based on her Brilliant Makers Club for year three and four pupils at Milton Road Primary School, Cambridge. Children were encouraged to experiment, think and engineer creative solutions by working on simple projects, with individual and independently generated outcomes.

---

## **How to Make a Simple Origami Bird by Melanie Johns**

Melanie Johns suggests using origami to transform old artwork. It's an exciting way of using less successful drawings or paintings on paper to produce a new creative outcome, in the form of a personalised paper sculpture.

---

## **My House – A Cardboard Construction Project**

These autobiographical architectural sculptures use corrugated cardboard, laid in strips on their side, to create sculptures designed to be peered in to!

---

# **Autobiographical Suitcase Pop-Up Gallery**

This resource shares how 8, 9 and 10 year old children created a home for all of their sculptures and paintings in the form of a cardboard suitcase which doubled up as a pop-up gallery.

---

# **Priscilla the Puffin: Make a Simple Bird Mobile**

Nicola McGovern was one of the artists who generously donated an artwork to the AccessArt Share-a-Bird Project. She sent a mobile of a puffin and included a template so that the children who received her bird could have fun making a whole flock of puffins.

---

# **Making and Drawing Birds**

**creating decorative designs from birds:  
markmaking, texture and pattern**



## **In the Company of Birds**



**nest**




**Rowan: Making a Clay Bird from a Mould**



**dragons and birds in eggs: hidden and revealed**



**making birds! sculptural ideas for primary schools**



**Sculptural Birds in Flight by Teenage Makers**



**rook: transforming materials**



**Printing at Battyford Primary, Inspired by Hester Cox**



**'Flock' at Prospect House School,  
Inspired by Veronica Lindsay-Addy**



**book transformation: flock of birds**



**drawing birds with mixed media: creating effects with oil pastels, crayons and ink washes**



**'Dawn Chorus' by Marcus Coates**

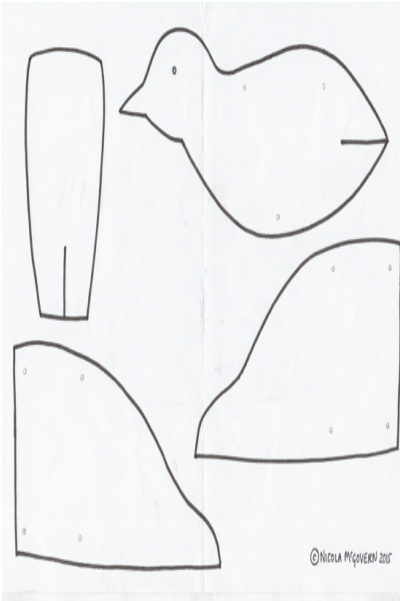




## **Colourful Sculptural Birds by Pupils at Donhead Preparatory School**



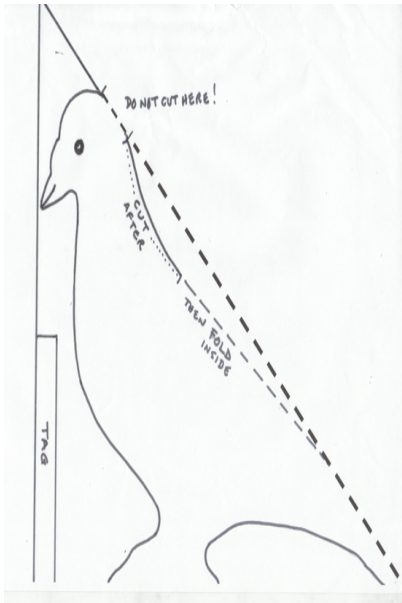
## **Priscilla the Puffin: Make a Simple Bird Mobile**



## How to Make a Simple Origami Bird by Melanie Johns



## Paper Pidgeon Project



## **'Birds in the Trees' by Pupils at Battyeford Primary School**



**Brave Young Makers: Year Three Pupils at Ridgefield Primary Transform materials into Birds and Insects**



**making modroc sculpture**



**cantus articus (Concerto for birds and orchestra) Op.61: Images Inspired by Music**

Dedicated to Urho Rokkanen

Written for the Arctic University of Oulu 1972

## CANTUS ARCTICUS

Concerto for Birds and Orchestra

### The Bog

Einojuhani Ruutavaara, op. 41

I *♩ = c. 88*

Fl. I  
Fl. II

Think of autumn and of Tchaikovsky!

## Perseverance, Determination and Inventiveness: Building Nests



---

## Colourful Sculptural Birds by

# Pupils at Donhead Preparatory School

See fabulous selection of birds by pupils from Donhead Preparatory School sent to AccessArt by Phillippa Dudgeon, Head of Art & DT.

---

## A Wealth of Materials in Scrapstores

printmaking with salvaged sticky back aluminium foil, mixed media and cardboard



Make a sketchbook, an ideas book or a travel journal this summer!



**pattern and collage a whole school workshop at monkfield primary school**




**Sculptural Birds in Flight by Teenage Makers**




**Articulated and Animated Drawings by Teenagers at AccessArt's Experimental**

## **Drawing Class**



## **A Model Studio by Susie Olczak**



## **Making Sea Sculptures at Culford School, Suffolk**




## **Inspired by Joseph Cornell: Making a**



## Decorative Aviary Box



**Brave Young Makers: Year Three Pupils at Ridgefield Primary Transform materials into Birds and Insects**



---

## Making Sea Sculptures at Culford School, Suffolk

Artists Andrea Butler and Sheila Ceccarelli inspire year three pupils to invent their own sculptural sea creatures using simple wrapping and binding techniques with scrap store materials.

---

# Making a Scarecrow Out of Moss

---

Inspired by Joseph Cornell:  
Making a Decorative Aviary  
Box

See This Resource Used In  
Schools...







---

# Rook – Transforming Materials

Here, artist Paula Briggs shares how she made a Rook for the AccessArt Share-a-Bird-Project

---

# Book Transformation: Flock of Birds

See This Resource Used In Schools...





## You May Also Like...

**Pathway: Making Birds**



[This resource is featured in the 'Making Birds' pathway](#)

**Visual Arts Planning Birds: Making &**

## Drawing



---

## Plinth People: Sculptural Self Portraits

Join Paula Briggs and the AccessArt Art Club for ages 8, 9 and 10 to see how to make autobiographical sculptures.

---

## Miniature Matchbox Museums by Anna Linch

See how artist Anna Linch gets children thinking about the purpose of museums and letting their imaginations run wild with a brief to design their own museum, complete with a collection.

---

# **Animal Sculpture and Collage with Students at Philip Southcote School, Surrey**

Exploring 'identity' by interpreting the characteristics, habitats and personalities of animals through making sculpture and collage with scrap store materials.

---

# **Inspired by Google Earth: Making**

Making models inspired by images from Google Earth.

---

# **Printing Patterns on Jewellery Pieces**

---



# **Flat Yet Sculptural? Drawing, Collage, Construction**

Following on from using the grid method to scale up simple drawings, children worked on collage and construction to transform their drawings into sculptures.

---

**Jo Allen and Rachael Causer:  
Relief Printmaking at  
Ridgefield Primary School**