

# Aspire to Create: Inspired by Nature & Empowered by Creativity – Red to Green

By Sheila Ceccarelli for Students and Staff at Red2Green

In autumn 2015, AccessArt was invited to lead a series of practical workshops as part of an [Arts Council, Grants for the Arts](#) project, *Aspire to Create* which was managed and delivered by [Red2Green](#).

Red2Green is a 'Cambridgeshire charity providing services including learning, leisure and work opportunities for adults with a wide range of disabilities.'

*Aspire to Create* aimed to 'broaden its students' access to creative opportunities.'

During a two week residency, [Sheila Ceccarelli](#), from AccessArt, worked with *Aspirations*, a group of adult learners with [Autistic Spectrum Disorders](#) and staff at Red2Green, on a series of practical workshop sessions, exploring creative processes from drawing and printmaking to sculpture & casting, inspired by nature and culminating in an exhibition.

The *Aspire to Create* project was underpinned by the students' research into a local 19thC amateur naturalist [Leonard Jenyns](#) and his connection to [Charles Darwin](#). Prior to Sheila's visits, learners visited the local church in Swaffham Bulbeck, where Jenyns was the vicar.



Window dedicated to naturalist Leonard Jenyns at St. Mary's, Swaffham Bulbeck - photo by Aspirations learner

Learners had also visited the [Fitzwilliam Museum, Cambridge](#), exploring both 20th century and classical art works inspired by nature and the [Sedgwick Museum of Earth Sciences](#). A box of skulls was also borrowed from the Cambridge University Museum of Zoology [Loans Boxes](#) service.

Sheila continued themes inspired by nature and natural form and offered students a bespoke opportunity to build up a repertoire of techniques and a portfolio of creative experiences.

The weeks were action packed and sessions were energetic and sometimes chaotic, but one of the most wonderful outcomes, beyond even that of the beautiful and thoughtful work created, was the transformation of the classroom into a studio and the commentary and conversations that happened there.

Sessions were documented and the series of AccessArt posts, below, created to offer a lasting archive to demonstrate how learners accessed the processes and highlight the extraordinary work produced.

Please note that not all was documented to protect the privacy of some of the learners who preferred to remain anonymous.

*Many thanks to Sharon, Sally, Vicky, Jeanette, Alice and Elizabeth for their help during the workshops and inviting me to be part of such an inspiring and supportive learning environment - Sheila*

## One: Casting



[Exploring mark making into wet clay,](#)

mould making, mixing and pouring plaster

**Two: Patterns in Nature, Line and Wire**



Using drawing to look at designs and patterns in nature to inspire the creation of wire sculpture

**Three: Taking Rubbings and Making Compositions**



Recording the surrounding world by taking rubbings

**Four: Block Printing**





Learners are introduced to block printing

**Five: Monoprinting**




Exploring texture, pattern and mark making through monoprinting

**Six: Steps to Observational Drawing**



## Four steps to enabling observational drawing

### **Seven: Making Sculpture**



## Learners explore sculptural principles of form, space and balance

### **Eight: Wax Resist and Scraffito**



## Introducing colour with wax resist and scraffito techniques

---

# **Paper Pigeon Project**

---

**Cantus Arcticus (Concerto for  
Birds and Orchestra) Op.61:  
Images Inspired by Music**

---

**Pattern and Collage: A Whole  
School Workshop at Monkfield  
Primary School**

---


**Dragons & Birds in Eggs:  
Hidden and Revealed**

# You May Also Like...

## Visual Arts Planning Collections: Birds



monoprinting with carbon copy paper





# **Recording & Communicating through Narrative with Degree Level Contemporary Craft Students by Vanessa Marr**

---

## **Inspired by Google Earth: Drawing**

---

## **Flat Yet Sculptural? Drawing, Collage, Construction**

Following on from using the grid method to scale up simple drawings, children worked on collage and construction to transform their drawings into sculptures.

---

## **Exploring Three Dimensions**

# with Lego: Drawing and Collage

## You May Also Like...

Pathway: Exploring Form Through Drawing



[This is featured in the 'Exploring Form Through Drawing' pathway](#)

Adapting AccessArt: From 2D to 3D



---

**Using Negative Space to  
Believe What You See ( &  
Scaling Up)**


**You May Also Like...**

**Pathway: 2D Drawing to 3D Making**



[This is featured in the '2D Drawing to 3D Making' pathway](#)

**Talking Points: Lubaina Himid**





# **The Drawing Machine – A Workshop in Perspective and How to Look by Drawing Machine and Sarah Wright**

---

## **Drawing as Support Activity**

---

## **Detached and Timeless Painting Workshop by Sara Dudman**

---

## **Making an Urban Landscape Painting by James Nairne**

---

# Making Drawings using a Lightbox

---

## Painting on Glass

---

## Making Sensory Drawings by Gillian Adair McFarland


### You May Also Like...

Pathway: Exploring pattern



[This is featured in the 'Exploring Pattern' pathway](#)

**Talking points: Shaheen Ahmed**



**talking points: Louise Despont**



# Creating and Drawing an Art Installation

---

## Nest

See This Resource Used in Schools...









## You May Also Like...

**Pathway:      Sculpture,      Structure,  
Inventiveness & determination**



**This is featured in the 'Sculpture, Structure, Inventiveness & Determination' pathway**

**Talking Points: What can we learn from birds**



**Drawing source material: nests**



---

## **Drawing Hands**

### **You May Also Like...**

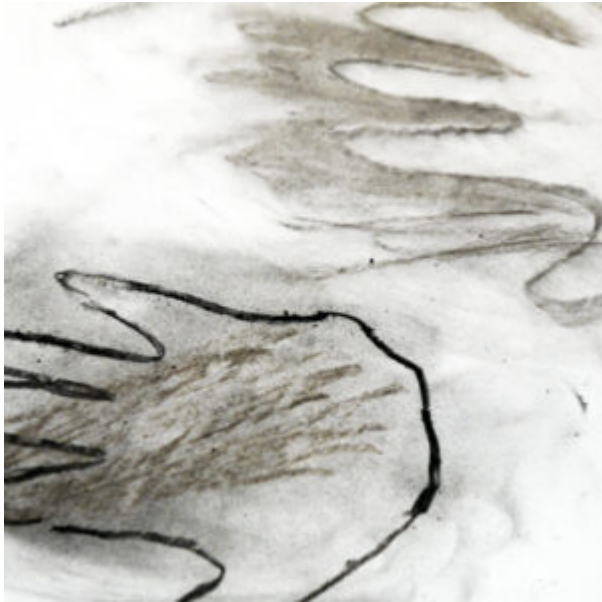
**Pathway: Exploring Form Through Drawing**





This is featured in the 'Exploring Form Through Drawing' pathway

## Drawing Like a Caveman – Handprint Art



## Continuous Line Drawings

