

Drawing Inspired by Elements: Making Structure

[Drawing Inspired by Elements](#) consists of four drawing exercises which are designed to help you to look again at some of our most elemental drawing materials and find inspiration in the elemental qualities of earth, water, and fire.

In contrast to the potential chaos of drawing moving water, in this exercise you are going to first *build* a structure, which you then draw. Just as you built your knowledge by observing the moving water before you began to draw, in this assignment you are going to build your knowledge of the structure by taking an active part in making it, before you put that knowledge to good use when you make your drawing.



Continuous Line Drawing of a Structure

	Please log in here to access full content.	
Username		<input type="text"/>
Password		<input type="password"/>
	<input type="button" value="Login"/>	<input checked="" type="checkbox"/> Remember me
	Forgot Password	

To access all content, I would like to join as...

An Individual



Creative practitioners, educators, teachers, parents, learners...

From £3.50

An Organisation...



Schools, Colleges, Arts Organisations: Single and Multi-Users
From £42

AccessArt is a UK Charity and we believe everyone has the right to be creative. AccessArt provides inspiration to help us all reach our creative potential.

You May Also Like...


Nests: With Dry and Wet Material



Building Nests



Developing a Drawing Through Exploration of Drawing Media



Drawing Inspired by Elements: Drawing Moving Water

You May Also Like...

drawing pouring water



Our River – a Communal Drawing



Painting a storm



Drawing Inspired by Elements: Hands Moving Charcoal Dust

You May Also Like...

Introduction to Charcoal



charcoal cave



Expressive Charcoal Collage: Coal Mines




Heavy/Light Mobile – Drawing and Making

You May Also Like...

Pathway: Explore Sculpture Through Making a Mobile



Kinetic Mobile Sculpture Workshop with Laura Kohler



Coat-hanger Shells



Making a Blind Contour Drawing

Drawing Water!

Drawings of Inventions Inspired by Leonardo Da Vinci

Thinking through drawing: inventions inspired by everyday objects and by Leonardo Da Vinci's drawings. Using carbon paper as a way to make small mono prints, and making collaged

drawings with graph paper and tracing paper. [Full AccessArt Members Only](#)

Ink Drawings: Making Drawing Tools and Mark Making

Using sepia and indian ink to explore mark making. Includes making your own drawing tools. [Full AccessArt Members Only](#)

Gestural Mark Making with Acrylic Paint

Exploring mark making in acrylic paint using variety of tools. This workshop also incorporates drawing and collage and is suitable for even very young children.

Drawings with Mass: Potatoes, Playmobil and Henry Moore

Inspired by drawings by Henry Moore – making weighty drawings with ink, wax and graphite

Drawing with Wire like Calder, and Backwards Forwards Sketching

Drawing with wire can be tricky – this workshop uses a warm-up exercise to help you see the important lines. Suitable for children and adults.

Drawing Toys Inspired by Gwen John's Cats!

Taking inspiration from the cats sketched by Gwen John, we worked with 6 to 10 year olds to use graphite, charcoal and wash to sketch toys.

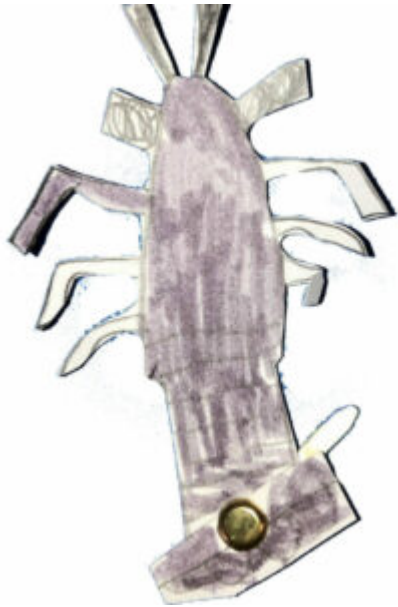
Drawing Minibeasts – using a continuous line, graphite and oil pastel

Drawing mini beasts using pen, graphite and oil pastel. Simple and effective drawing approaches for all ages. [Full AccessArt Members Only](#)

Making Drawings Move

See This Resource Used In
Schools...







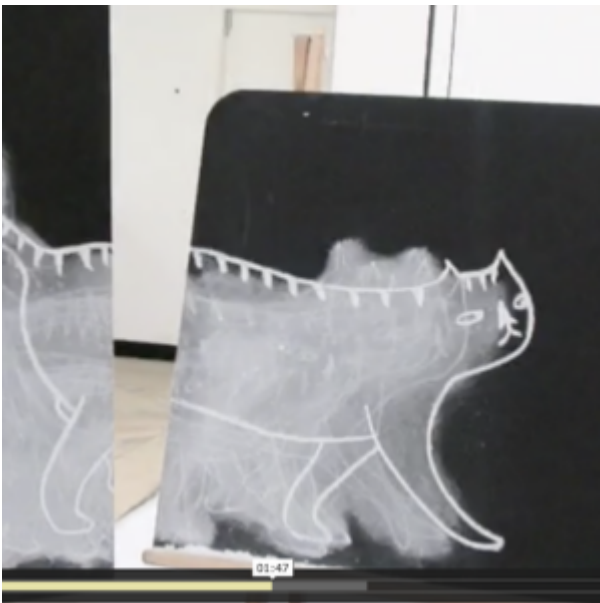
You May Also Like...

Pathway: Making Animated Drawings



[This is featured in the 'Making Animated Drawings' pathway](#)

Talking points: Making drawings move



Talking Points: paper cut puppets



Talking Points: Lauren child



Talking Points: Lotte reiniger



Drawing Feathers: Perfect for Mark Making

How to Draw Feathers inspired by John Ruskin's Peacock Feather. Beautiful sketches resulting from an appropriate warm-up exercise and combinations of drawing materials. Suitable for all ages.

Drawing Storyboards with Children

Story Boards are a great opportunity to developing both drawing skills, and visual story telling skills and kids love them! [Full AccessArt Members Only](#)

Making a Shy Drawing – Drawing Exercises for Beginners

Find out what a “shy drawing” is and how it can help you focus. These exercises and suggestions provide a focus which enables pupils and teachers to explore different aspects of making a drawing, including sound, action and intention. [Full AccessArt Members Only](#)

Drawing Speed

Introduction to Composition in Drawing

Illustrator Yumi Okudo shares an exercise which can help students explore concepts of scale and composition. [Full AccessArt Members Only](#)

Drawing from Life with Children & Making Cartoon Characters

Looking at ways to combine children's passion in drawing cartoons with developing their observation and mark making skills. This resources demonstrates how we encouraged children to draw from life, and then develop their drawings and make cartoon characters. [Full AccessArt Members Only](#)