


A Cheerful Orchestra and Other Ideas for Drawing Music by Hannah Coulson

Artist and educator Hannah Coulson shares a trio of musical activities.

This project was shared with AccessArt as part of the [40 Artist Educator Project](#), funded by Arts Council England, aiming to highlight and celebrate artist-led teaching and facilitation.

These musical activities are a delightful way to combine an exploration of drawing and music. The first takes two contrasting elements to create a mythical instrument, explored through drawing and play. The second workshop shares ideas for large-scale, collaborative drawings made in response to music. The final activity lets participants draw a self-portrait with an invented instrument, to create a colourful and original orchestra.



	Please log in here to access full content.	
Username	<input type="text"/>	
Password	<input type="password"/>	
	<input type="button" value="Login"/>	<input checked="" type="checkbox"/> Remember me
	Forgot Password	

To access all content, I would like to join as...

An Individual



Creative practitioners, educators, teachers, parents, learners...

From £3.50

An Organisation...



Schools, Colleges, Arts Organisations: Single and Multi-Users
From £42

AccessArt is a UK Charity and we believe everyone has the right to be creative. AccessArt provides inspiration to help us all reach our creative potential.

You May Also Like...

Pathway: Music and art



[This is featured in the 'Music and Art' pathway](#)

talking points: wassily Kandinsky



drawing source material: orchestras



Painting on Glass

Page to Panel – How to Make Manga by Irina Richards

From Drawing to Collage to Casting – Mural Design with

Primary Schools

See This Resource Used In
Schools...





**Responding to Place by Claire
Louise Mather**

**Creating and Drawing an Art
Installation**

Drawing Hands

You May Also Like...

Pathway: Exploring Form Through Drawing

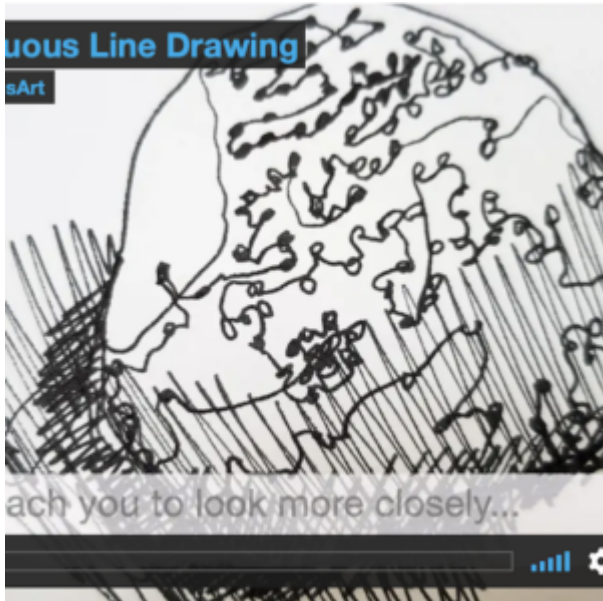


[This is featured in the 'Exploring Form Through Drawing' pathway](#)

Drawing Like a Caveman – Handprint Art



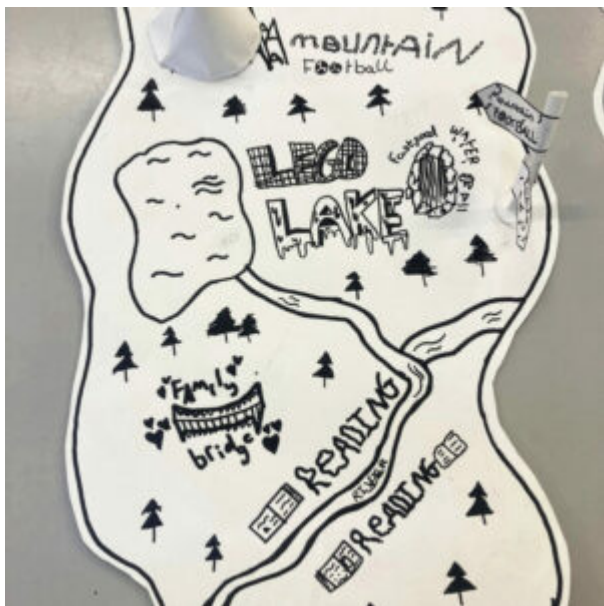

Continuous Line Drawings





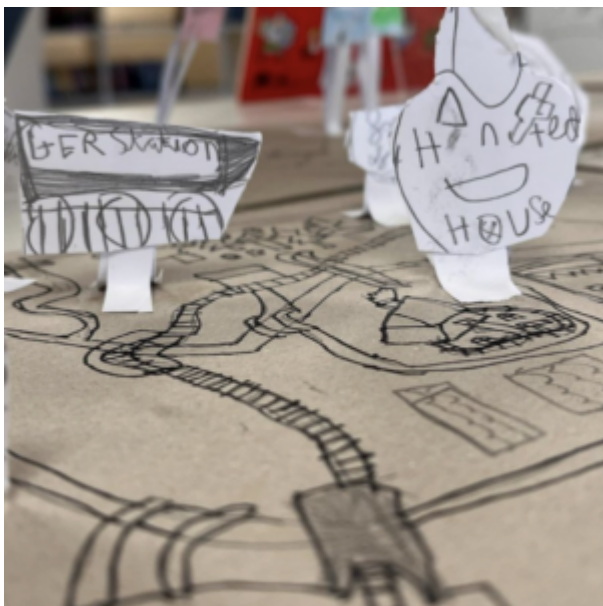
**Working Collaboratively in
School: Cell Design by Karen
Wicks**

3-D Visual Maps for Children

**See This Resource Used In
Schools...**







You May Also Like...

Pathway: Typography and Maps



[This is featured in the 'Typography and Maps' pathway](#)

Talking Points: What is Typography?



Talking Points: Louise Fili




Talking Points: Chris Kenny



Talking Points: Grayson Perrys 'Map of Days'



Talking Points: Hogwarts' Maps




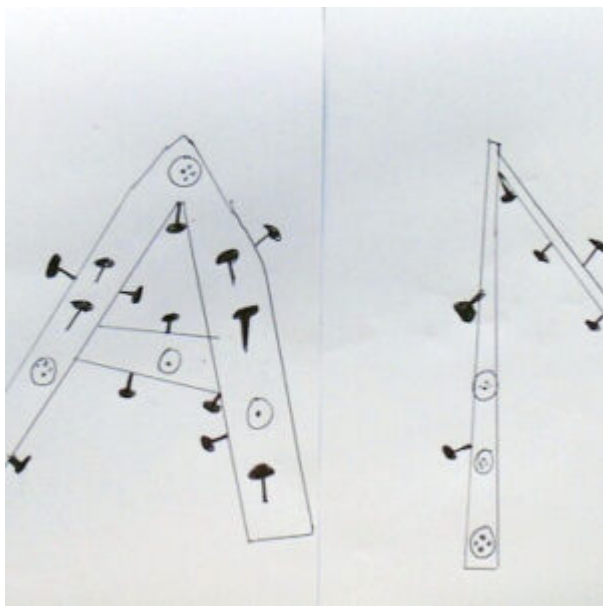
Talking Points: Paula Sher




Typography for Children

See the Resource Used in
Schools...









You May Also Like...

Pathway: Typography and Maps




[This is featured in the 'Typography and Maps' pathway](#)

Talking Points: What is typography?



Talking Points: Louise Fili



Hedgerow Art by Sara Dudman

See This Resource Used In Schools...









Drawing on Pebbles to Make Treasured Fossils

Using a variety of drawing media on a variety of found surfaces to create a collection of fossils. [Full AccessArt Members Only](#)

Using Pastels to Capture Texture

Using soft pastel and graphite in an intuitive way to capture a sense of texture. [Full AccessArt Members Only](#)

Scraperboard Lookalikes

Woodcut

Making simple scraper board drawings with oil pastel and acrylic paint, which take on the appearance of woodcuts. [Full AccessArt Members Only](#)

Bad Cat: Inspiration for Art Week

You May Also Like...

Visual Arts Planning Collections: Literacy



the making of rabbit, cactus, accident



Making Broadway Market



Drawing Materials Sample

Cards

Drawing project to create sample drawing material cards which can be used for future reference and inspiration. [Full AccessArt Members Only](#)

Painting on Plaster, Inspired by Vincent Van Gogh

Beautifully illustrated resource which introduces still life via an unusual combination of materials: plaster, oil pastel, graphite and linseed oil.

How does the Sculpture Balance?

Construction-based sculpture project inspired by Ben Nicholson's paintings. Encourages children to take more risks by asking them to through their sculptures "off balance".

[Full AccessArt Members Only](#)

Layered Colour Gestural Drawing

Using colour to help develop gestural drawing skills. [Full AccessArt Members Only](#)

Quentin Blake's Drawings as Inspiration!

3 simple exercises inspired by the drawings of Quentin Blake. Enables children to develop observation skills and explore drawing from life, combined with permission to exaggerate certain aspects of their drawings to help convey intention.