

Adapting AccessArt: Stories and Faces

By Sarah Longley

This resource documents a project facilitated by artist educator Sarah Longley, working in collaboration with a primary school and a daycare centre in Scotland. Sarah talks about how she was inspired by the [Exploring Identity](#) pathway to deliver a project that sought to produce vibrant portraits inspired by the stories of participants.

In this project, children interviewed elderly people from a daycare centre and produced portraits inspired by their stories. Sarah explains how she facilitated this project by navigating funding, building community relations and celebrating important social history through portraiture.

This project took place over several weeks, with three sessions to prepare children for the visit to the daycare centre and three sessions to complete the portraits. Sarah also details how she managed to get the whole school involved in the project, which resulted in two wonderful exhibitions, a book and a film.

[Log in](#) to access the resource below.



	Please log in here to access full content.
Username	<input type="text"/>
Password	<input type="password"/>
	<input type="button" value="Login"/> <input checked="" type="checkbox"/> Remember me
	Forgot Password

To access all content, I would like to join as...

An Individual



Creative practitioners, educators, teachers, parents, learners...

[From £3.50](#)

An Organisation...




Schools, Colleges, Arts Organisations: Single and Multi-Users
From £42

AccessArt is a UK Charity and we believe everyone has the right to be creative. AccessArt provides inspiration to help us all reach our creative potential.

You May Also Like...

Making Physical or Digital Layered Portraits



Pathway: Exploring Identity



**Quentin Blake's Drawings as Inspiration:
Exaggerating to communicate**



Session Recording: Creating School Exhibitions & Displays



Finger Palette Portraits



elastic band sketchbook



Alternative Fashion

You Might Also Like...

2d and 3d Fashion Designs using Painted Paper



Barbie and Ken Transformation



Puppets Inspired by Historical Paintings



CPD Recording: Drawing Figures

You May Also Like...

**pathway: telling stories through drawing
and making**



visual arts planning: life drawing



cpd recordings: Disciplines and pedagogy



all recorded cpd sessions



Fruit and Veg Head

DALER 
ROWNEY



You May Also Like

egg box gargoyles



abstract face



Plasticine Models & Decorated Plinths



**Exploring A Midsummer Night's
Dream: Recounting the Story**

**Exploring A Midsummer Night's
Dream: Costume Design for
Bottom**


See This Resource Used in

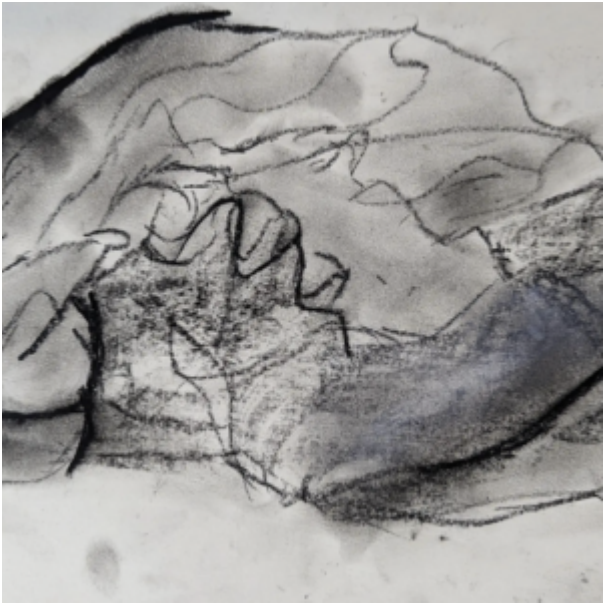
Schools...



Exploring A Midsummer Night's Dream Through Art: Ancient Greek Dress Portraits

See This Resource Used In Schools...







Escaping Wars and Waves – Encounters with Syrian Refugees

What We Like About This Resource...

'This resource really demonstrates how art can successfully bring awareness to important humanitarian issues, promote inclusivity and can give a platform to those who otherwise wouldn't be heard. The links between text, photos and drawings are really strong and demonstrate the creative process used by Olivier from start to finish. I really like the inclusion of suggestions for students within the post, which encourage students to learn more about their community and to understand the experience of being displaced. This in turn will hopefully inspire the next generation to be part of an inclusive and empathetic society.' – Tobi, AccessArt

Exploring Macbeth Through Art: Out Damn Spot!

Exploring Macbeth Through

Art: Macbeth Portraits

**Exploring Macbeth Through
Art: Witch's Capes**

Osakana

Paint Your Corner Shop

**See This Resource Used in
Schools...**



You May Also Like...

Pathway: Festival Feasts



[This is featured in the 'Festival Feasts' pathway](#)

Talking Points: Claes Oldenburg



Talking Points: Nicole Dyer



Talking Points: Lucia Hierro



Drawing source material: Food



Still Life Compositions: Inspired by Cezanne

What We Like About This Resource...

“This activity walks through a number of different processes and taps into multiple skills. This provides a rich exploratory project for children to fully immerse themselves in. Cezanne was the focus artist for this project, but other contemporary still life painters could be used as starter inspiration. We actually advocate showing the work of more than one artist as this builds

knowledge of how approaches to painting, drawing etc differ. This also helps children move towards a personal response rather than creating a 'copy' of one particular artist's work" – Rachel, AccessArt

You Might Also Like...

Pathway: Exploring Still Life



[This is featured in the 'Explore Still Life' pathway](#)

Talking Points: Paul Cezanne



talking points: Contemporary still life



talking points: Flemish and Dutch Still Life Painters



Which Artists: Jason Line


What We Like About This Resource...

“It’s always so inspiring to hear how different artists work and we particularly like the detailed references Jake makes to his process – marking out the composition using neutral tones; adding and taking away compositional elements and gradually building in more colour and detail. Delivering a still life session in a classroom could begin with this process and encourage the practice of looking at positive and negative space. Some suggested resources below also touch on this”. – Rachel,

You Might Also Like...



[Tackling Still Life for Children](#)



[Drawing Negative Space](#)



[Visual Arts Planning: Still Life](#)

Portrait Club

What We Like About This Resource...


"We're really grateful to Jake from Draw Brighton for sharing this activity which became so well received during lockdown 2020.

This is the perfect reminder that wherever we are in the digital or physical world, we have our eyes, hands and faces, and drawing provides a wonderful opportunity to come together in small

groups to make sketches of each other. Use this activity as an ice breaker before a workshop, or as a transition activity between classes or events. Thank you Jake!" Paula, AccessArt

You Might Also Like...

Pathway: Exploring Identity



[**This is featured in the 'Exploring Identity' pathway**](#)

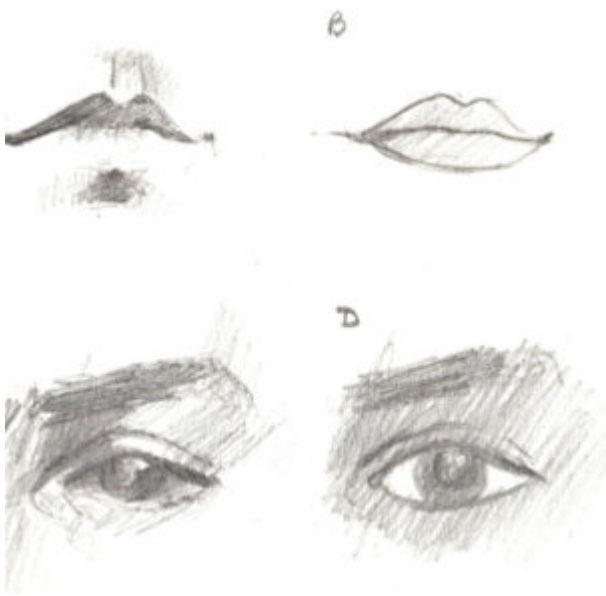
Talking Points: Njideka Akunyili Crosby



Making Physical or Digital Layered Portraits



Introduction to Portraits




Exploring Portraits in Graphite, Collage and Clay



DrawAble: Making Layered

Portraits by Mike Barrett Part Three


See This Resource Used In
Schools...














You May Also Like...

Pathway: Exploring Identity



[This is featured in the 'Exploring Identity' pathway](#)

Talking Points: Njideka Akunyili Crosby



Talking Points: Yinka Shonibare




DrawAble: Making Layered Portraits by Mike Barrett Part Two

**See This Resource Used In
Schools...**



You May Also Like...

Pathway: Exploring Identity



[This is featured in the 'Exploring Identity' pathway](#)

Talking Points: Njideka Akunyili Crosby



DrawAble: Making Layered Portraits by Mike Barrett Part One


See This Resource Used In Schools...





You May Also Like...

Pathway: Exploring Identity



[This is featured in the 'Exploring Identity' pathway](#)


Talking Points: Njideka Akunyili Crosby



Let Me Inspire You: Mike Barrett

You May Also Like...

Pathway: Exploring Identity



[This is featured in the 'Exploring Identity' pathway](#)

Talking Points: Njideka Akunyili Crosby

