

# How I use my Sketchbook as an Illustrator, by Alice Bowsher

In the series '[How Artists Use Their Sketchbooks](#)', we are celebrating the different ways in which artists use their sketchbooks, spanning across a range of disciplines, to open up minds as to what a sketchbook is and can be, from the perspective of practicing artists.

In this video, illustrator [Alice Bowsher](#) shares with us how she uses sketchbooks in a professional capacity, to take notes, write timelines, and generate ideas, as well as also for her own personal practice, as a space to experiment.

[Log in below](#) as a member to watch the full video.

---

	Please log in here to access full content.	
Username	<input type="text"/>	
Password	<input type="password"/>	
	<input type="button" value="Login"/>	<input checked="" type="checkbox"/> Remember me
	<a href="#">Forgot Password</a>	

To access all content, I would like to

join as...

## An Individual



Creative practitioners, educators, teachers, parents, learners...

From £3.50

## An Organisation...



Schools, Colleges, Arts Organisations: Single and Multi-Users  
From £42

*AccessArt is a UK Charity and we believe everyone has the right to be creative. AccessArt provides inspiration to help us all reach our creative potential.*

---

---

## **Adapting AccessArt: Sequence and Story Building**

# You May Also Like...

## 3-panel drawing challenge



## Drawing Stories



# How I use my Sketchbook as an Illustrator by Tobi Meuwissen

---

## Illustrating a Book: The Making of Rabbit, Cactus, Accident

### What We Like About This Resource...

*"I really like how Yu-Ching's process combines hand-drawing and painting, before moving across to digital. Combining those processes ensures that the illustrations retain a very warm, tactile look to them, but the digital element refines the imagery. We really like what Yu-Ching says about the benefits of silent books being universally understood and feel that the benefits and challenges of not using words means that the imagery has to be really clear, which encourages lots of exciting creative problem-solving." – Tobi, AccessArt*

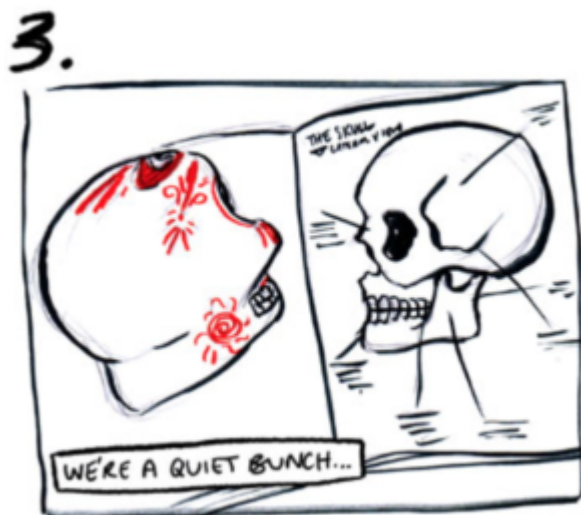


# You May Also Like...

## Creating a Storyboard and dummy book



## Drawable: the 3 Panel Challenge



## Drawable: My Tiger Sketchbook



## Illustrating The Jabberwocky



---

## Sketch Your World: Drawing The Details

---

**Sketch Your World:  
Perspective**

---

**Sketch Your World: Choosing  
Subject Matter**

---

**Sketch Your World: Materials**

---

**Sketch Your World:  
Sketchbooks & Composition**

---

**Sketch Your World: The Basics**



---

# Escaping Wars and Waves – Encounters with Syrian Refugees

## What We Like About This Resource...

*‘This resource really demonstrates how art can successfully bring awareness to important humanitarian issues, promote inclusivity and can give a platform to those who otherwise wouldn’t be heard. The links between text, photos and drawings are really strong and demonstrate the creative process used by Olivier from start to finish. I really like the inclusion of suggestions for students within the post, which encourage students to learn more about their community and to understand the experience of being displaced. This in turn will hopefully inspire the next generation to be part of an inclusive and empathetic society.’ – Tobi, AccessArt*

---

# Exploring Macbeth Through Art: Light and Dark Posters

---

## Which Artists: Merlin Evans

## What We Love About This Resource...

So often, we hear talk of the distinction between science and art, and no more so when teenagers proceed through their education and they are encouraged to choose one route or another. In reality, creative thinking helps scientific understanding and a scientific approach can inform and inspire art.

It's so refreshing to read and see Merlin's experience and understand how she works between these two areas – in her words *"mixing subjects, and seeing how they work and intersect is where inventions take place!"*

We also love the way her work embraces the *felt* world of being human, as well as the *known* world. We're sure many young people will find Merlin's work of interest and reassuring when they are

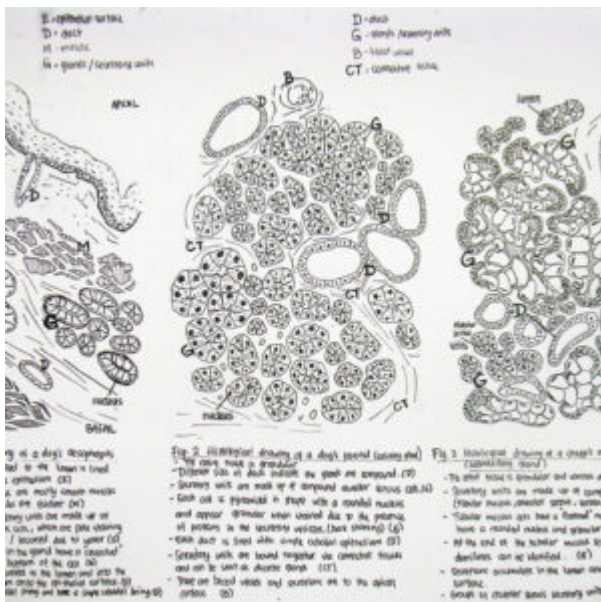
pressured to choose “*art or science*”.

## You May Also Like...


### Drawing for Learning



### Drawing as a Way of Understanding



### Drawing as a Way of Understanding



---

## **Which Artists: Claire Harrup**

### **What We Like About This Resource...**

“We really enjoyed reading about the process of creating art work according to a design brief and how the experience of this differs to when an artist begins with their own idea or concept. That’s not to say an artist can’t approach a brief with their own individual style and ideas, but what this post shows us is that there can be a balance between the two. This would be a great resource to show older KS pupils who may be beginning to consider their options beyond Primary

School". – *Rachel, AccessArt*

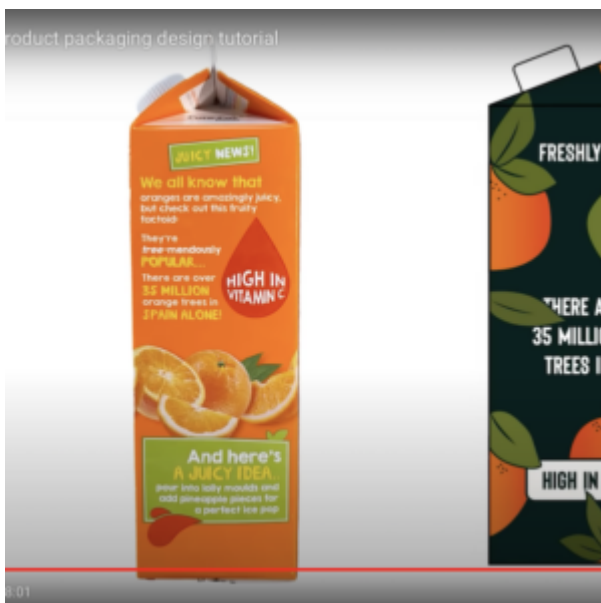
## You Might Also Like...

**Pathway: 2D Drawing to 3D Making**



[This is featured in the '2D Drawing to 3D Making' pathway](#)

**Talking Points: Packaging Design**






# What is Typography



Which Artist: Rachel Parker



Repeating Patterns



## Block Printing Repeat Patterns



---

**DrawAble: My Tiger Sketchbook  
by Inbal Leitner**

# What We Like About This Resource...

“This resource is a lovely example of how words and text can generate ideas, which can then be transferred to paper. Working in this way with children is a great way for them to engage with literature – and to have an individual response. Try reading poems out loud to a class and ask them to list all the images that spring to mind before exploring those images through drawing”. – *Rachel, AccessArt*

## See This Resource Used In Schools





## You May Also Like...

**Pathway: Telling Stories through drawing and making**



This is featured in the 'Drawing Stories Through Drawing and Making' pathway

**Rosie Hurley: Esio Trot**

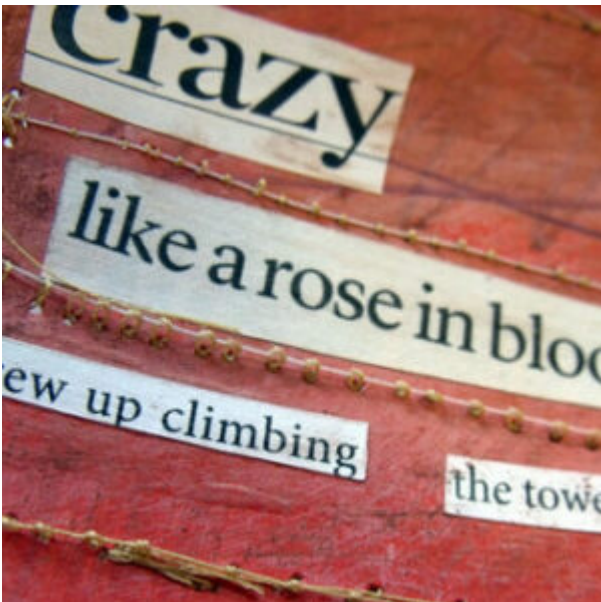


**Poetry and Printmaking**





## Found Poetry



---

**Drawable: The Ingredients and Elements of the Poem by Inbal**

# Leitner

## You Might Also like...

Pathway: Telling Stories through drawing and making



[This is featured in the 'Drawing Stories Through Drawing and Making' pathway](#)

---

## DrawAble: Unfolding Stories by Inbal Leitner

---

**Which Artists: Ava Jolliffe**

---

**Which Artists: 2B or Not 2B**

---

**Which Artists: Nathan Ward**