

Collage: Deconstructing, Reconstructing and Abstracting

By [Joe Gamble](#)

In this resource, learners will create an abstract artwork using collage and drawing, exploring memory and place through colour, composition and found materials. Using viewfinders, they will re-see and interpret a chosen prompt or source of inspiration.

Looking at and combining the work of [Etel Adnan](#), [Kurt Schwitters](#), [Lee Krasner](#) and [Atelier Bingo](#), learners will explore colour, texture and composition. With a focus on the process over the finished outcome, learners will also be encouraged to experiment and play, enjoying the freedom of using and responding to their intuition.

[Please log in](#) below as a member to access the full resource.



	Please log in here to access full content.
Username	<input type="text"/>
Password	<input type="password"/>
	<input type="button" value="Login"/> <input checked="" type="checkbox"/> Remember me
	Forgot Password

To access all content, I would like to join as...

An Individual



Creative practitioners, educators, teachers, parents, learners...

From £3.50

An Organisation...



Schools, Colleges, Arts Organisations: Single and Multi-Users
From £42

AccessArt is a UK Charity and we believe everyone has the right to be creative. AccessArt provides inspiration to help us all reach our creative potential.

What We Like About This Resource...

"I really like how this playful resource helps us to make a creative response inspired by a

stimulus, ensuring that the stimulus is only an entry point into an outcome that will look totally different. Exploring the themes of colour, texture and composition through the lens of different artists also helps us see how we can interpret (and re-interpret) colours and materials in a meaningful way. Viewfinders and collage are also great tools for those who experience ‘fear of the white page’ and will allow learners to make conscious creative decisions as they go.” – Tobi, AccessArt

You May Also Like

Adapting AccessArt: Colour and Composition



Cut Paper Collage Still Life




Cooking with collage



**Improving Outcomes: Gestural
Drawing with Charcoal Pathway**

Expressive Charcoal Collage: Coal Mines

See This Resource Used in
Schools...






You May Also Like

charcoal cave



introduction to charcoal



Pathway: An Exploration of Coal Mining, Inspired By Henry Moore



Coat-hanger Shells

You Might Also Like...

Drawing and Making Flowers



Painted and Sculptural Plant Pots



Drawing Insects with Wire



Deconstructing to Help You See

You May Also Like

ten minutes, five times a week



the drawing journey



all drawing resources



Introduction to Ink

You May Also Like


Graphic inky still life



See Three Shapes



see all ink resources



Session Recording: Expressive

Painting

Explore Wax Crayon

DALER 
ROWNEY



You May Also Like...

Collaging with Wax Crayon Rubbings



Red to Green: Wax Resist and Scraffito



Autumn Floor Textiles



Explorer's Books: Collecting Colour



Session Recording: 2D Drawing to 3D Making

**Session Recording: Making
Shadow Puppets**

**Explorer's Books: Collecting
Colour**

DALER 
ROWNEY



You May Also Like...

T-Shirt Paintings



In this resource aimed at EYFS and SEND groups, learners will have the

opportunity to design and wear their own T-shirt

Autumn Floor Textiles



Use a variety of different materials on calico as well as use new techniques such as wax resist

Marbled Hole Punch sketchbooks



Create simple and inexpensive sketchbook

made up of old paper

Collaging with Wax Crayon Rubbings

DALER 
ROWNEY



You May Also Like...

Transforming Objects



Autumn Floor Textiles



Imaginary landscapes



Introduction to Chalk Pastels

Session Recording: Exploring Line Weight

Exploring Macbeth Through Art: Heath Landscapes

Session Recording: Exploring Charcoal

Introduction to Pens

Introduction to Graphite

Experimental Mark Making Tools

See This Resource Used in Schools





You May Also Like...

Pathway: Expressive Painting




This is featured in the 'Expressive Painting' pathway

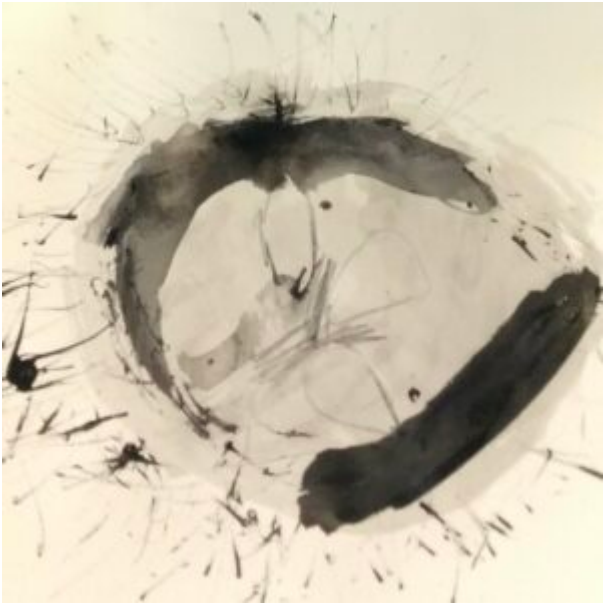
Nests: With Dry and Wet Media

See This Resource Used In
Schools...











You May Also Like...

Pathway: Sculpture, Structure,
Inventiveness & determination



This is featured in the 'Sculpture,
Structure, Inventiveness & Determination'
pathway

Talking Points: What can we learn from birds



Drawing source material: nests

