

Nests: Observational Ink Drawing

By [Mandy Barrett](#) and [Jo Blaker](#)

In this second of a series of three posts, Teacher Mandy Barrett and Artist Jo Blaker journey on a project that considers the materials and structures of nests. In this second post the class developed and built upon their earlier mark making work using ink to observe and draw a series of natural objects.

Click on the links to [post one: Materials, Tools, Testing and Sketchbooks](#) and [post three: Nests with Dry and Wet Media](#).



	Please log in here to access full content.
Username	<input type="text"/>
Password	<input type="password"/>
	<input type="button" value="Login"/> <input checked="" type="checkbox"/> Remember me
	Forgot Password

To access all content, I would like to join as...

An Individual



Creative practitioners, educators, teachers, parents, learners...

From £3.50

An Organisation...



Schools, Colleges, Arts Organisations: Single and Multi-Users
From £42

AccessArt is a UK Charity and we believe everyone has the right to be creative. AccessArt provides inspiration to help us all reach our creative potential.

See This Resource Used In Schools...




You May Also Like...

**Pathway: Sculpture, Structure,
Inventiveness & determination**



This is featured in the 'Sculpture, Structure, Inventiveness & Determination' pathway

Talking Points: What can we learn from birds



Explore parallels between behaviour of birds and ourselves

Drawing source material: nests



[A collection of imagery and sources which you can use to prompt drawing](#)

**Nests: Materials, Tools
Testing and Sketchbooks**

**See This Resource Used In
Schools...**



You May Also Like...

**Pathway: Sculpture, Structure,
Inventiveness & determination**



This is featured in the 'Sculpture, Structure, Inventiveness & Determination' pathway

Talking Points: What can we learn from birds



Drawing source material: nests



Dark-field Monotype

Basic and Budget Friendly Art Materials for Primary Schools

Introduction to Charcoal

Drawable: The Ingredients and Elements of the Poem by Inbal Leitner

You Might Also like...

Pathway: Telling Stories through drawing and making



[This is featured in the 'Drawing Stories Through Drawing and Making' pathway](#)

Volcano Painting inspired by Frank Bowling

See This Resource Used In Schools...



















What We Like About This Resource...

“We love how this activity provides an opportunity to explore a well known Artist’s work, through focussing on their materials and techniques. The children looked at Frank Bowling’s work before creating their own individual responses that retained individual ownership – something we advocate as part of a rich and balanced visual arts education. It was also great to see how a professional artist visited the school to further enhance the children’s experience.” – *Rachel, AccessArt*


You May Also Like...

Pathway: Cloth, thread, paint



[This is featured in the 'Cloth, Thread, Paint' pathway](#)


Talking Points: Frank Bowling



Talking Points: Hannah Rae



Talking Points: Alice Kettle



Movement Maps

Diverse Mark Making

Last week we looked at how we can use sound to help develop our mark making in a very intuitive way. Today we are going to look at how we can develop our mark making skills in a slightly more analytical way – through examining the work of other artists. By doing this, and by using our new mark-making vocabulary in the drawings we make, we can begin to understand how different types of marks create personality and meaning in our drawings.

As with all the AccessArt resources, we want to help learners aim high, but through a series of small steps. And at each of the steps we ensure we are encouraging open-ended, creative experiences so that the learning is really owned by the learner.

Find the recording of the In The Studio session exploring diverse mark-making below.

Activities which help learners identify new marks...

Finding marks through artists



thoughtful mark making




drawing clouds and mark making



Typography for children



Monoprint with Oil Pastel



Flat Yet Sculptural making



Making Sculptural Wild Things



**Finding Marks Through
Drawings Made by Artists**

**See This Resource Used In
Schools**



You May Also Like...

Pathway: Typography and Maps



[This is featured in the 'Typography and Maps' pathway](#)

Pathway: Cloth, thread, paint



This is featured in the 'Cloth, Thread, Paint' pathway

Session Recording: Finding Marks Made by Artists



Personalising a Sketchbook with Mark Making and Collage

DrawAble: Making Layered Portraits by Mike Barrett

Part Three


See the Resource Used in
Schools...













DrawAble: Making Layered Portraits by Mike Barrett Part One

See This Resource Used in Schools...



Mark Making & Sound: Part Three

You May Also Like...

Mark Making & Sound: Part One



Mark Making & Sound: Part Two



Pathway: Music and art



[This is featured in the 'Music and Art' pathway](#)


Mark Making & Sound: Part Two

You May Also Like...

Mark Making & Sound: Part One



Mark Making & Sound: Part Three



Pathway: Music and art



[This is featured in the 'Music and Art' pathway](#)


Mark Making & Sound: Part One

You May Also Like...

Mark Making & Sound: Part Two



Mark Making & Sound: Part Three



Pathway: Music and art



[This is featured in the 'Music and Art' pathway](#)

Drawing to a Slow Rhythm



Inspired by Miro



Drawing to Music



Nib & Ink Mark Making Still Life

Many thanks to accessArt Young Artist
Rowan Briggs Smith

Young
Artists



Painting a Bluebell Forest in Cyan, Magenta and Process Yellow on a Large Scale

In this project young teenagers were given the opportunity to paint on a larger scale; to explore working big whilst immersing themselves in colour. We were all inspired by the spring!

Students transformed the room into a bluebell forest in cyan, magenta and process yellow Scolaquip acrylic paint. By Sheila Ceccarelli

Primal Painting

You May Also Like...

Pathway: using natural materials to make images



[This is featured in the 'Using Natural Materials to Make Images' pathway](#)

Talking Points: Frances Hatch



Talking Points: Anna Atkins



Talking Points: What is a cyanotype



Talking Points: Cave Art



Working In and with the landscape



**Making an Ink and Wax Village
with Pupils in Mansfield**