

# How I use my Sketchbook as a Mixed Media Artist by Morag Thomson Merriman

In the series '[How Artists Use Their Sketchbooks](#)', we are celebrating the different ways in which artists use their sketchbooks, spanning across a range of disciplines, to open up minds as to what a sketchbook is and can be, from the perspective of practicing artists.

In this video, AccessArt team member and mixed-media artist [Morag Thomson Merriman](#) shares with us how she experiments with materials in her sketchbooks, to capture moody and atmospheric landscapes and objects that tell a personal story.

[Log in as a member](#) to watch the full video below.

---

	Please log in here to access full content.	
Username	<input type="text"/>	
Password	<input type="password"/>	
	<input type="button" value="Login"/>	<input checked="" type="checkbox"/> Remember me
	<a href="#">Forgot Password</a>	

To access all content, I would like to join as...

**An Individual**



Creative practitioners, educators, teachers, parents, learners...

[From £3.50](#)

**An Organisation...**



Schools, Colleges, Arts Organisations: Single and Multi-Users  
**From £42**

*AccessArt is a UK Charity and we believe everyone has the right to be creative. AccessArt provides inspiration to help us all reach our creative potential.*

---

---

## **How I use my Sketchbook as a Painter by Joe Gamble**

---

# Adapting AccessArt: Colour and Composition

## You May Also Like

### Manipulating Forms in Landscape Painting



### Layered Colour Gestural Drawing





## Cut Paper Collage Still Life



---

## AccessArt Sportswear Design

## Olympics:

[<<Explore Other Olympic Themes](#)

Explore the project below to help pupils consider how they might design an Olympic/Paralympic Kit based on either Olympic [Athletics](#) or [History](#).

## Sportswear Design


**Aim:** To introduce pupils to sportswear design, what it's used for and what it can represent. Pupils will get the opportunity to design their

own sportswear whilst developing painting and collage skills.

## Step 1: Introduce

Begin the session by asking pupils to make an Olympic project sketchbook using one of the [“Making Sketchbooks”](#) resources.

Introduce pupils to iconic Olympic Fashion from the past using [“Talking Points: Olympic Fashion”](#). Invite pupils to create [“Visual Notes”](#) in their sketchbooks inspired by what they see.



## Step 2: Drawing

Give pupils the opportunity to draw figures from life inspired by the [“Life Drawing For Children”](#) resource. Borrow some sports equipment from the PE department to inform their poses. Take it in turns

to model in an athletic pose related to the sports prop and draw.



### Step 3: Introduce

Introduce pupils to the idea that sportswear can be designed to reflect a sport, person, a team, a place etc. Watch the videos on “[Talking Points: Designing Sportswear](#)” and use the questions to prompt a discussion about what designers use as inspiration for their designs.





Using paint and collage, invite pupils to create decorated papers which can be transformed into “[2d and 3d Fashion Designs](#)”. Adapt the resource slightly to encourage them to think about what motifs/symbols/patterns they might create to reflects their local area, personality, a sport, olympic value, or a focus of your choice.





#### Step 4: Reflect

[Use the resource here to help you run a class "crit" to finish the project.](#)

Invite children to display the work in a clear space on tables or on the wall. Recap with them about the exploration – where they started, what they discovered and what they enjoyed.

If you have class cameras or tablets, invite the children to document their work, working in pairs or teams.



# ACCESSART OLYMPIC RESOURCES

AGES 9-11

AGES 11-14

**Materials:**

**Sketchbooks**

**A3 and A4 Cartridge Paper**

**Drawing materials**

**Sports equipment to use as props**

**Acrylic Paint**

**Brushes**

**Scissors**

**PVA glue**

**Mannequins (Wooden or Cardboard)**

**Clear tape**

---

**Adaptations:**

**You may like to focus on the history of sportswear, creating designs based on historical fashion and sportswear.**

---

**Explore Other Resources in Athletics:**





## Making Medals



## Sporting Sculptures

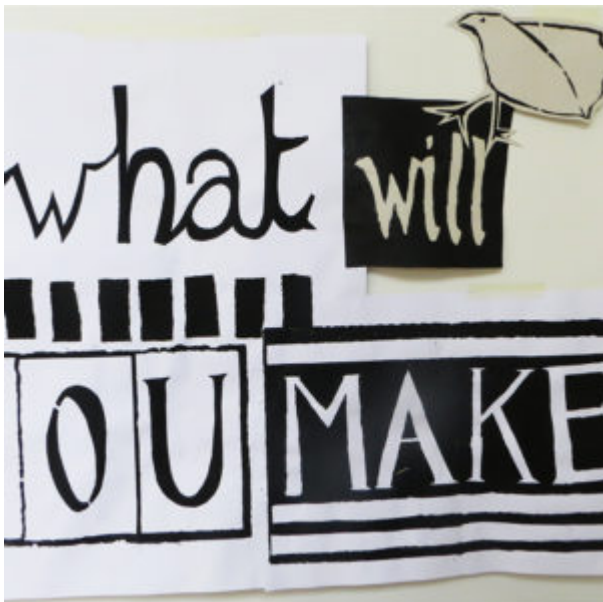


## Sculptural Sneakers

Explore other olympic themes  
history



**Values**



**ceremony**



---

## **Our Creative Community: Plates Inspired by Janine Burrows**


---

**Working in a Studio**

**You Might Also Like...**

**Artist Studio Series**





## **Talking Points: Artists as Collectors and Explorers**



## **Explore Contemporary Artists, Designers and Makers**




---

# **Manipulating Forms in Landscape Painting**

**See How This Resource Is Used  
in Schools...**



Kent landscape



Kent landscape





## **You Might Also Like...**

**Landscape Painting: Plein Air Painting**



**Working With and In the Landscape**



## Painting The Storm



---


**Cloth, Paint, Print: Inspired  
by Natural Objects**

# You May Also Like

## Making Painted & Sewn Landscapes



## Monoprinting with Oil Pastel and Carbon Copy Paper



# Painted and Sculptural Plant Pots

## You Might Also Like...

### Drawing and Making Flowers



### Painting on Plaster Inspired by Vincent Van Gogh





**Cut Paper Collage Still Life**



---

**Alternative Fashion**

# You Might Also Like...

## 2d and 3d Fashion Designs using Painted Paper



## Barbie and Ken Transformation



## Puppets Inspired by Historical Paintings



---

# Working on Black Paper

## You Might Also Like...

### Drawing Spirals



## Thinking Silhouettes



## Painting with Poster Paint



---

**AccessArt Session Recording:**



# Colour Mixing

---

## T-Shirt Paintings

**DALER**   
**ROWNEY**



## You May Also Like...

**Transforming Objects**



## **Autumn Floor Textiles**



## **Collecting, Arranging, Drawing**



---

## **Artist Studio Series: Sara Reeve**

---

## **Session Recording: Expressive Painting**

---

## **Transforming Objects**



**DALER**   
**ROWNEY**

**You May Also Like**

**Painting with Poster Paint**






## **Collaging with Wax Crayon Rubbings**



## **Prop making for toys**



## Repeat Pattern Printing Roller



---

## Painting with Poster Paint

"I really like how this resource provides lots of interesting and exciting ways for poster paint to be used. It combines observational drawing and painting with more abstract pattern providing a breadth of exploration. Giving learners the

opportunity to explore the properties of poster paint as well as seeing how it responds to different materials will help to nurture imaginations as well as providing support for the development of basic skillsets.” – Rachel, AccessArt

---

## Talking Points: Saoirse Morgan

A collection of imagery and sources designed to stimulate conversation around the work of Saoirse Morgan.

*Please note that this page contains links to external websites and has videos from external websites embedded. At the time of creating, AccessArt checked all links to ensure content is appropriate for teachers to access. However external websites and videos are updated and that is beyond our control.*

Please [let us know](#) if you find a 404 link, or if you feel content is no longer appropriate.

We strongly recommend as part of good teaching practice that teachers watch all videos and visit all websites before sharing with a class. On occasion there may be elements of a video you would prefer not to show to your class and it is

the teacher's responsibility to ensure content is appropriate. Many thanks.

This resource is free to access and is not a part of AccessArt Membership.

AGES 9-11

AGES 11-14

AGES 14-16

FREE TO ACCESS

## Saoirse Morgan

“My paintings explore my connection with familiar landscapes. The subject of my work is my home terrain of West Wales: the landscape, the coast, the ecology. I am inspired by local colour, plant life, atmosphere and weather. I spent my childhood on small islands, surrounded by swirling tide races and wild, wind-blown seas. My terrestrial environment is maritime heath and lowland heath. It's a warm, familiar colour palette, dominated by bracken, heather and gorse.” – [Saoirse](#)

## Questions to Ask Children



**How does Saoirse's painting process connect to the sea?**

**How do the colours, shapes and textures evoke the atmosphere of the sea?**

## **Questions To Ask Children**

**How does the painting, and process capture the essence of the sea?**

**What do you like / dislike about the painting?**

**How does the painting make you feel?**

## **Questions to Ask Children**

**Are there any animals / insects / plants in your local area that has been suffering the consequences of climate change? How has your local landscape been affected?**

# **This Talking Points Is Used In...**

**Pathway: Mixed Media Land and city scapes**

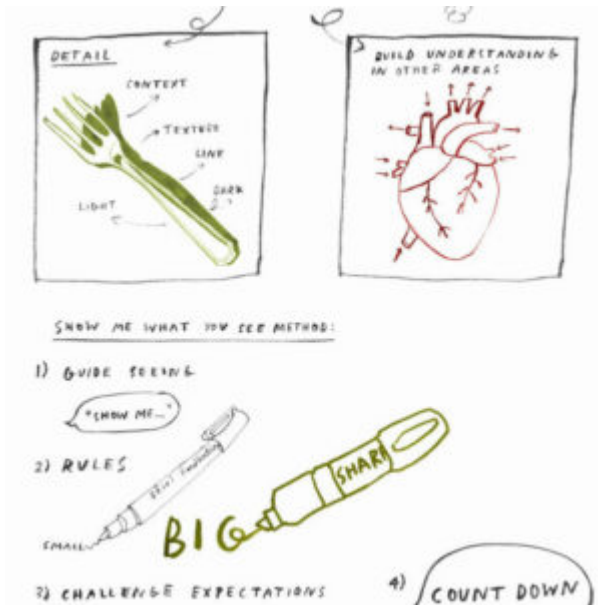


[This is featured in the 'Mixed Media Land and City Scapes' pathway](#)

using sketchbooks to make visual notes



Show me what you see



## Concertina Landscape




---

## Exploring A Midsummer Night's Dream: Making Magic Spells

---

# **Exploring Macbeth Through Art: Out Damn Spot!**