

Teenagers Experiment with Glow in the Dark Paint and Rice with Artist Melissa Pierce Murray

teenagers at AccessArt's Experimental Drawing Class, I brought in UV reactive paint and markers, and surprised students by turning off the lights and shining a UV torch on the palates.

Landscape Painting: A Collection of Resources by Hester Berry



Explore these resources created by artist [Hester Berry](#), to develop your develop technique, observation, and good practice in painting and drawing when approaching the landscape as a subject.

The series begins with suggestions for how to keep a sketchbook followed by exercises in drawing and painting.

We hope that these exciting resources will inspire you to experiment with materials and techniques and enable you to discover your own visual language for drawing and painting the landscape.

Explore Hester Berry's resources to help build upon [drawing and painting from life](#).

Explore the basics....

Develop your understanding of landscape painting

Introduction to Landscape by Hester Berry



An exercise in looking and discovering

Landscape Painting: Tone in the Landscape



Explore tone in the landscape

Landscape Painting: Plein Air Painting



Explore what 'Plein Air' means

Landscape Painting: Colour in the Landscape



[Simplify colour by breaking it down](#)

landscape Painting: Expressive mark Making



[Practice and hone technical skills](#)

**Arts and Minds: Asemic
Writing and Invented Text**

**Arts and Minds: A 'Heart-
Work' Conversation**

**Introduction to Landscape by
Hester Berry**

**What is a Canvas? Exploration
Activity**

Year 3 & 4 Making Club: Animal Parade – Week Three

This was the third and final session in a series of 'Animal Parade' workshops for children at Making Club at Milton Road Primary School where children painted their finished masks

Painting the Light and the Dark...

Show Me The Shadows

Paint, Colour and Autobiographical Imagery


Exploration of Watercolour in the Studio

After having studied watercolour paintings at the Fitzwilliam Museum Cambridge with AccessArt, teachers were invited to undertake their own exploration of working with watercolour, including colour mixing, paint techniques, and intention. This resource shares the processes and outcomes of the practical studio session.

Introduction to Watercolour

You May Also Like...

Pathway: Exploring Watercolour




[Featured in the 'Exploring Watercolour' pathway](#)

Pathway: Mixed Media Land and city scapes



[This is featured in the 'Mixed Media Land and City Scapes' pathway](#)

PAINTING THE STORM AT BOURN PRIMARY SCHOOL




Collection of Landscape Resources by Hester Berry



part 2: Exploration of Watercolour in the studio



Talking Points: Paul Klee



Exploring Watercolour at the Fitzwilliam Museum Cambridge with AccessArt

part 1: Introduction to Watercolour



The resource describes and demonstrates individual watercolour techniques, and then shows examples of these techniques in paintings from the Fitzwilliam Collection.

part 2: Exploration of Watercolour in the studio



After studying paintings from the collection at first hand and identifying how various marks within the paintings may have been made, teachers undertake their own exploration of working with watercolour.

The
Fitzwilliam
Museum
CAMBRIDGE



Supported using public funding by
**ARTS COUNCIL
ENGLAND**



Painting the Storm, at Bourn Primary Academy

The Paint Swing-0-Meter

Gilding and a 'Touch of Gold'

'Pouncing': A Simple Technique to Transfer Patterns onto Plaster Tablets

Detached and Timeless Painting Workshop by Sara

Dudman

**Making an Urban Landscape
Painting by James Nairne**

**Intuitive Art- Freedom to
Paint by Natasha Day**