

# Making Tips & Tricks: Working with Tissue Paper & PVA Glue

A short film to help you work with tissue paper and PVA glue. [Please find more videos and information about material literacy skills here.](#)

Please log in below as a member to access the full video.

---

	Please log in here to access full content.	
Username	<input type="text"/>	
Password	<input type="password"/>	
	<input type="button" value="Login"/>	<input checked="" type="checkbox"/> Remember me
	<a href="#">Forgot Password</a>	

To access all content, I would like to join as...

An Individual



Creative practitioners, educators, teachers, parents, learners...

From £3.50

**An Organisation...**



Schools, Colleges, Arts Organisations: Single and Multi-Users  
**From £42**

*AccessArt is a UK Charity and we believe everyone has the right to be creative. AccessArt provides inspiration to help us all reach our creative potential.*

---

## Magic Caring Box

---

# Wet Strength Tissue Paper Cups

## You Might Also Like...

### Sculptural Modroc Pots




### Art Club Cafe





## Manipulating Paper: 2D into 3D




---


## Recycled Baubles by Scarlett Rebecca

### You May Also Like

making a puzzle purse



**Turkish map fold**



**adapting accessart: 2d to 3d**



---

# **Recycled Baskets by Scarlett Rebecca**

## **You May Also Like**

**paper bowls**




**explore paper weaving**



**recycled baubles**





---

## **Explore Paper Weaving**

---

## **Making a Treehouse**

## **You May Also Like...**

**Pathway: Stick Transformation project**



[This is featured in the 'Stick Transformation Project' pathway](#)

**Talking Points: treehouses**




# Turkish Map Fold

## What We Like About This Resource...


“This activity is a great example of how we can use paper as the focus of creativity. Often we use paper purely for drawing or painting on, but here, it is central to the activity itself. While these particular folded sculptures have their roots in Turkish culture, you could still deliver the activity if looking at things like Origami too, thus linking it across different cultures” – *Rachel, AccessArt*

## You Might Also Like...

### Puzzle Purses Part 1



## Puzzle Purses Part 2



## Paperback Figures



## Which Artists: Theresa Easton

# What We Like About This Resource...

“It’s interesting to hear Theresa describe Printmaking as a social activity, with the shared use of materials and equipment so central to the practice. This could be a positive way of working for lots of children in school, where instead of just working on individual art work, they can collaborate and embrace the creative sharing experience!” – *Tobi, AccessArt.*

## You Might Also Like...



[Monoprint Animals](#)





## Screen printing Inspired by Matisse



## An Exploration of Shepherd Fairey

---

**Which Artists: Su Blackwell**

# What We Like About This Resource...

“It’s really interesting to hear how Su’s career path evolved organically, and how experimenting with different disciplines such as ceramics and sculpture whilst studying Textiles at the RCA began her journey towards paper craft and books. We really like how the small book sculptures inspired the larger scale set designs for The Snow Queen. They transfer so effectively to the stage and you can imagine how engaging it would be for a young audience to recognise letters and words on lampposts and other scenic elements”. – *Rachel, AccessArt*

## You Might Also Like...



[Creating a Book World](#)



## Sketch Set Design Models



## Set Design for Primary Aged Children

---

**Which Artists: Nathan Ward**

---

## **Making Spaces & Places in a Sketchbook**

---

## **DrawAble: Making a Puzzle Purse with Eilis Hanson Part Two**

---

## **DrawAble: Making a Puzzle Purse with Eilis Hanson Part One**

---

## **DrawAble: Creating a Book World by Rose Feather**

---

# Printed Houses

---

## Mini World Light Boxes

Teacher Anna Campbell shares this beautiful resource which shares how children aged between 4 and 7 years old, made 'Light' boxes. This project could easily be adapted for an older class and is brilliant for SEN children/adults.

---

## Sketchbooks Made with Screenprinted Papers

---

## Making Paper Masks for Carnival and Mardi Gras

Making a Carnival Mask with the help of an AccessArt Template.

---



# Shadow Puppets and Whiteboards

## You May Also Like...

Pathway: Shadow Puppets




[This is featured in the 'Shadow Puppets' pathway](#)

Talking Points: Cut Outs



## **Talking Points: Malaysian Puppets**



## **Talking Points: Lotte Reiniger**



## Session Recording: Making Shadow Puppets

