

Which Artists: Rachel Parker

By Rachel Parker

Rachel Parker is a talented surface pattern designer based in the UK. With early success at the [New Designers](#) show, she has since gone onto design patterns for Studio Flock and Dashwood Studio. In this post Rachel shares her creative process from sketchbook to final design, and talks about how she gets inspired by everyday life! This post would be of interest to secondary students who would like to see the journey of a designer from A level to a successful creative.



	Please log in here to access full content.	
Username		<input type="text"/>
Password		<input type="password"/>

	<input type="button" value="Login"/> <input checked="" type="checkbox"/> Remember me
	Forgot Password

To access all content, I would like to join as...

An Individual



Creative practitioners, educators, teachers, parents, learners...

From £3.50

An Organisation...



Schools, Colleges, Arts Organisations: Single and Multi-Users
From £42

AccessArt is a UK Charity and we believe everyone has the right to be creative. AccessArt provides inspiration to help us all reach our creative potential.

What We Like About This Resource

“It’s really interesting to see the combination of hand and digital work in Rachel’s work, and particularly how her hand stitched embroidery is

scanned before being used to create patterned products. We love that lots of Rachel's work begins in sketchbooks and how this really underpins her creative process. For children in school, learning to utilise a sketchbook and discover their potential through drawing and mapping ideas is invaluable. We have a whole Sketchbook Journey section on the AccessArt website (linked below) which explores this in more detail". – Rachel, AccessArt.

You Might Also Like...

Pathway: Exploring pattern

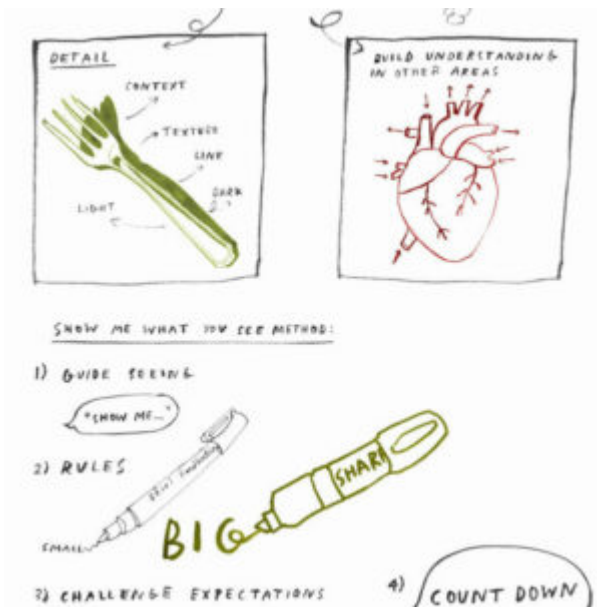


[This is featured in the 'Exploring Pattern' pathway](#)


using sketchbooks to make visual notes



Show me what you see



Inspired by Rachel Parker



Sewn Treasure Box



Felt and Embroidery Sets



Patterns with Nature


You May Also Like...

Pathway: Explore and Draw




Featured in the 'Explore and Draw' Pathway

Talking Points: Artists as Collectors and explorers



AccessArt Digital Resources




David Parr House – “What’s Your Space?”

In celebration of the opening of David Parr House in Cambridge, this resource aims to inspire children aged 8 to 12 to explore design.

Rules and Resolutions

See This Resource Used In Schools...





You May Also Like...

Pathway: Exploring pattern



[This is featured in the 'Exploring Pattern' pathway](#)

Talking points: Andy Gilmore



talking points: Louise Despont



**Screen Printing using
Overlaid Pattern**

**Mayan Tabletop Eraser
Printing Project**

Teachers Explore Pattern, Shape & Texture with Charcoal, Graphite, Masking Tape and Pastels

An introduction to pattern, shape and texture with charcoal and graphite, and an opportunity for teachers to break down any preconceived ideas about what drawing is and who drawing processes is for

Tie Dye

Block printing: Creating repeat patterns using letters with Andy McKenzie

Teenagers from AccessArt's Experimental Drawing Class worked with artist Andy McKenzie to create repeat patterns of letters.

Printing processes that use everyday materials to develop a creative focus for anyone, anywhere By Ruth Purdy

Printing processes that use everyday materials to develop a creative focus for anyone, anywhere. By Ruth Purdy

Pattern and Collage: A Whole School Workshop at Monkfield Primary School

‘Pouncing’: A Simple Technique to Transfer Patterns onto Plaster Tablets

How to Make a Tessellated Design

You May Also Like...

Pathway: Exploring pattern



[This is featured in the 'Exploring Pattern' pathway](#)

Talking points: Andy Gilmore



Making Sensory Drawings by Gillian Adair McFarland

You May Also Like...

Pathway: Exploring pattern



[This is featured in the 'Exploring Pattern' pathway](#)

Talking points: Shaheen Ahmed



talking points: Louise Despont



Sculptural Pots

Drawing Spiral Snails

Drawing Spiral Snails – a drawing project shared by Tracy McGuinness-Kelly. [Full AccessArt Members Only](#)

Making Textured Clay Tessellations

Making clay tessellations in primary school with AccessArt member Linda Gomez – online resource. [Full AccessArt Members](#)

Only

Making Mono Prints For Teenagers

3 simple ways to make a mono print. [Full AccessArt Members Only](#)