

Be Mindful Of Hidden Assessment

By [Paul Carney](#)

This is the seventh post out of Paul Carneys series of the [8 Points for Assessment](#) for Primary Schools.

In this post Paul talks about formative dialogue as the most important form of assessment and explains how he uses a 'praise sandwich' to encourage students.



Please log in here to access full content.

Username

Password	<input type="password"/>
	<input type="button" value="Login"/> <input checked="" type="checkbox"/> Remember me
	Forgot Password

To access all content, I would like to join as...

An Individual



Creative practitioners, educators, teachers, parents, learners...

From £3.50

An Organisation...



Schools, Colleges, Arts Organisations: Single and Multi-Users
From £42

AccessArt is a UK Charity and we believe everyone has the right to be creative. AccessArt provides inspiration to help us all reach our creative potential.

Make Assessment Inclusive

**Attainment And Progress Are
Two Very Different Things**

**Make Assessment a Classroom
Tool For Improvement**

**Assess a Broad Range of Art
Abilities Over Time, Linked
To Your Curriculum**

**Know Your Pupils' Starting
Points**

Identify What It Is You Want To Assess

Pupil Led Arts Council At Gomersal Primary School

What Shape is Progression

You May Also Like...

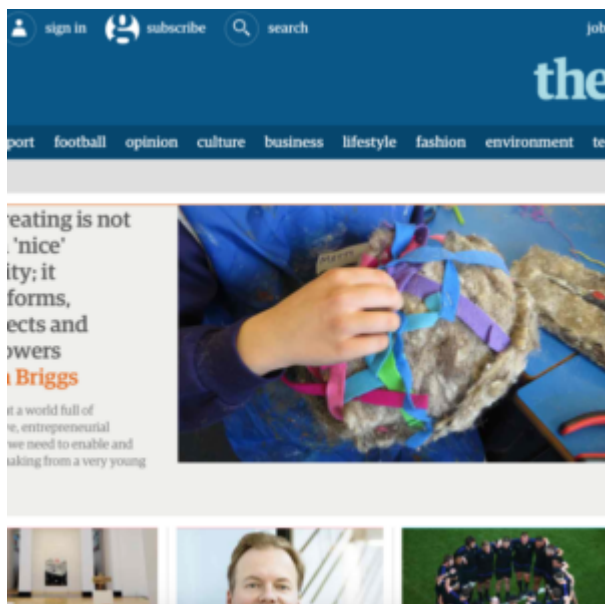
Assessment & Progression




Knowledge Organisers for Art in Primary Schools

You May Also Like

Creativity Connects



Permission to Make



What did my child make this week?



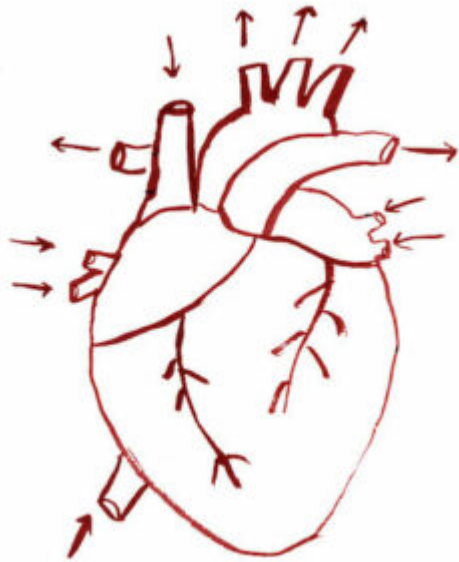
Visual Arts Planning: Light and Dark



Offering to Teachers to ages 4-11



Pedagogy in 250 words



Drawing for Learning in Anatomy, by Dr Fay Penrose

You May Also Like...

**University of Liverpool Veterinary
Science Schematic Drawing Task**

You May Also Like...

Assessment & Progression



Raising the Profile of the Art Department

Being an Artist Teacher

Research: Life Drawing & Adolescents

Spotting Potential and Nurturing a Young Talent

You May Also Like...

Visual Arts Planning Collections:
Portraits



Assessment & Progression



AccessArt Exemplar Primary Art Plan + Progression Plan

PLEASE NOTE

AccessArt has created a new [Primary Art Curriculum which you can find here.](#)

Schools will continue to have access to our old Exemplar and Progression Plan (below) but we urge new schools to follow the [new curriculum available here.](#)

AccessArt has created 3 plans to help Primary

schools deliver a rich, exciting and relevant art education.

- 1) The EYFS Exemplar Curriculum Plan**
- 2) The Primary Art Curriculum Plan**
- 3) The AccessArt Progression Plan**

The AccessArt EYFS & Primary Exemplar Plans

- What Are the Aims of the Exemplar Curriculum Plans?**
 - To provide schools with a rounded art curriculum for ages 5 to 11 (Primary) and help in establishing an open approach to creativity for the under 5s (EYFS).**
 - To provide NQTs, art coordinators and all primary teachers with the skills and resources to deliver an engaging, relevant curriculum.**
 - To suggest visual arts educational activities which will promote open-ended, creative learning.**
 - To provide ideas, inspiration and techniques to enable children to explore a wide variety of media in drawing, sketchbooks, sculpture, painting,**

printmaking, and design.

• Using & Developing the Plan in Your School

The exemplar plan is a suggested way forward. If a school were to follow the plan (based upon tried and tested teaching), by the end of Year Six the pupils would have received an exceptional and rounded creative education. However we appreciate each school, class and pupil has individual needs, and that many teachers and schools will prefer to use this plan as a starting point to be adapted. We value this evolution: please do [get in touch](#) to share your successes!

Find out how to [scaffold the projects in the plan with sketchbooks and drawing](#), to ensure even richer journeys and outcomes.

• How it Works

- Click on the Year buttons within the plan to see the exemplar plan for each year.
- Each year is split into 6 projects, one for each half term. Click on the suggested resources within each plan and you will be taken to fully illustrated resources which describe the aims, techniques and and outcomes of that particular activity.
- Within each year, we have tried to

balance development of skills in the main artform areas and with a variety of media.

- The plan for each year builds upon previous skills learnt. However, the plan and the suggested activities within each year are transferable and adaptable. For example, you are able to switch activities within a school year, or even between school years, to suit your broader curriculum and the needs of your pupils.

• Accessing the Resources

- Whilst many of the resources are free to access, you will need to be a member to access the majority of our resources.
- AccessArt is a UK charity (1105049) which aims to inspire and enable high quality visual arts teaching and learning. We receive no core or revenue funding, instead we rely on income from membership to continue to develop our activities. AccessArt has over 18000 members and is trusted by schools across the country to help develop their teaching and learning.
- Membership (and access to all resources), starts at just £42 per year.

[Join AccessArt](#)

- **Further Information about the Curriculum**

[Please see this page here for a detailed breakdown of AccessArt's approach to the curriculum for KS1 and 2.](#)

Download The AccessArt EYFS Exemplar Plan



[Download the Powerpoint Version](#)

[Download the PDF Version](#)

Download The AccessArt Primary Exemplar Plan



[Download the PDF Version](#)

AccessArt Members Only:

[Download an Editable Powerpoint Version of the AccessArt Progression Plan](#)

Please note, AccessArt members can download the PPT version of our AccessArt Progression Plans so that you can edit the documents to suit your school's needs. However please be aware that we regularly update our documents in response to changing requirements, and to developing resources on our site, so you will want to check in each year with the master version to check for relevant recommended changes.

The AccessArt Progression Plan

Please Note: [There is a new version of the Progression Plan here.](#)

• What Are the Aims of the AccessArt Progression Plan

The AccessArt Progression Plan attempts to balance a number of important elements in art education. Create opportunities for new experiences balanced with:

- Time for repeated practice.
- Structured learning, balanced with.
- Space for personal exploration.
- The accumulation of technical skills and contextual knowledge, balanced with growing self-awareness of what it is to be a creative being.

Through all of the above, our aim is to enable individual pupils to make appropriate choices regarding materials and processes and to be empowered towards making a personal, creative response.

The plan is based upon a creative and holistic approach, which shows the inter-relations between various aspects of the visual arts, demonstrating how subject knowledge, skill and progression is built when all the elements work together.

We acknowledge the importance of teaching specific skills, sensitively modelling some materials, and introducing a wide variety of materials, concepts and artists as soon as possible.

We also advocate the importance of pupils being enabled

to follow their own creative pathway, and the progression plan shows how this might best be encouraged to happen. When to let a child go, (and we would always argue that that should be as as soon as possible) and how to enable that exploration, is key to a successful art education.

The progression plan attempts to balance two very important elements of a high quality visual arts education: 1) practice with 2) novelty. The plan demonstrates how opportunities can be created for repeated practice and consolidation of skills, alongside opportunities to introduce new materials and concepts to feed and excite the creative process.

We are keenly aware that many of teachers in primary schools are not specialist art teachers, and in many cases they did not have a comprehensive art education themselves. The progression plan links to example AccessArt resources to help non-specialist teachers understand how best to facilitate art.

Finally our progression plan was written from a slightly different perspective than many. It is less about measuring the progress of pupils, but instead it attempts to pinpoint the stages of opportunity which should be presented by teachers. If the appropriate opportunities are created, then pupils will progress.

▪ **Assessment**

There are no national standards set in art for primary-aged children.

AccessArt advocates for conversation-based assessment in art which takes place on an ongoing basis. The conversations might take place as a class, as a group, or one to one and will feed into processes of reflection

and evaluation. These are not activities which should just take place at the end of projects, but throughout the creative process. This makes assessment meaningful, and not a tick-list process which bears no use or relevance to the child.

This kind of assessment requires that the teacher is actively involved in each learning journey of every child, which we understand is potentially time consuming. We believe this type of assessment underpins good teaching and leads to better outcomes, especially in such a sensitive area as nurturing a child's creativity.

Explore a resource of facilitating a gently and reflective [class crit](#).

▪ Vocabulary

We will be producing a full guide to progression in vocabulary in 2021, including a glossary, but in the meantime key words, ideas and phrases are highlighted in pink on the [Progression Plan](#)

▪ What is our Approach Based Upon

AccessArt is the specialist provider of visual arts educational resources in the UK. We have over 20 years experience of facilitating the visual arts in schools.

Our progression plan is based upon the expertise within the [AccessArt team](#).

The plan takes into account current [National Curriculum](#) guidelines, and bases its end of year descriptors on those supplied by the [NSEAD curriculum](#).

We would also like to thank [Susan Coles](#), [Paul Carney](#) and [Mandy Barrett](#) for their generosity in sharing

their ideas and approaches in relation to progression and assessment with the primary field.

We would like to take the opportunity to thank all those working in the field, and acknowledge that the skills and experience of all those in the field build upon and benefit from an open and ongoing conversation.

• **Disclaimer**

We believe the curriculum we present via our **Exemplar Plans**, and our working methods shared via our **Progression Plan**, provide schools with a way to access a rich art education for pupils, of which schools can be proud.

The curriculum AccessArt shares is based upon our ethos which has developed over many years and which we believe has creative integrity. In the creation of the Progression Plan we have taken the opportunity to present schools with what we believe will be the best possible art education for their pupils, building and enhancing upon what already exists.

Schools should note that the majority of our resources are created by artist-educators. Some but by no means all were created in formal education settings. It is up to teachers to assess on an individual or school community basis if the resources are right for your school, and how they might best be adapted to suit your needs.

All resources cited in both the Exemplar Plans and the Progression Plan are examples only, and there are many more resources in the evolving AccessArt database which may suit your needs better.

AccessArt presents our work to schools in good faith,

but we cannot guarantee and are not responsible for the way the approach is received.

Explore the [new AccessArt Primary Art Curriculum](#).

download The AccessArt Progression Plan

Year 3- Generating Ideas					By the end of Year 3 Children should be able to...
Generating Ideas	Through Sketchbooks	By Looking & Talking	Through Making	Digital Media	
Teachers should: Feel able to model sketchbook use alongside pupils (i.e. keep their own sketchbook) Let pupils discover and share for themselves Enable pupils to build confidence in their own ideas	Continue to develop a "sketchbook habit", using a sketchbook as a place to record individual response to the world. Begin to feel a <i>sense of ownership</i> about the sketchbook, which means allowing every child to work at <i>own pace, following own exploration</i> Practice and develop sketchbook use, incorporating the following activities: <i>drawing to discover, drawing to show you have seen, drawing to experiment, exploring colour, exploring paint, testing ideas, collecting, sticking, writing notes, looking back, thinking forwards and around...</i>	Enjoy looking at artwork made by artists, craftspeople, architects and designers. Discuss artist's intention and reflect upon your response. Look at <i>artforms</i> beyond the visual arts: literature, drama, music, film etc and explore how they relate to your <i>visual art form</i> . Look at a variety of types of <i>source material</i> and understand the differences. Be given <i>time and space</i> to engage with the physical world to stimulate a <i>creative response</i> (visiting, seeing, holding, hearing), including <i>found and manmade objects</i> . Develop questions to ask when looking at artworks and /or stimulus: <ul style="list-style-type: none"> • What do I see? • What do I like/dislike? • What do I think the artist's intention was? • Why did they do it like that? • How does it make me feel? • How might it inspire me? 	Use growing knowledge of how materials and medium act, to help develop ideas. Continue to generate ideas through space for playful making. Explore how ideas translate and develop through different medium (i.e. a drawing in pencil or a drawing in charcoal).	Use digital media to identify and research artists, craftspeople, architects and designers.	Gather and review information from different sources (primary and secondary), references and resources related to their ideas and intentions Use a sketchbook for different purposes, including recording observations, planning and shaping ideas

[Download the PDF Version](#)

download The AccessArt Progression Plan for MAKING

Year 1 – Generating Ideas		By the end of Year 1 Children should be able to...
Making as Playing: Generate ideas through playful, hands-on, exploration of materials without being constricted towards a pre-defined outcome.		Recognise that ideas can be generated through doing as well as thinking Recognise that ideas can be expressed through art Experiment with an open mind

[Download the PDF Version](#)

**Access the Web Browser
Version of the Exemplar Plan
Click on the Year Groups
below**

Year One



[Ages 5 to 6](#)

Year Two




Ages 6 to 7

Year Three



Ages 7 to 8

Year Four



Ages 8 to 9

Year Five



Ages 9 to 10

Year Six



Ages 10 to 11

Join AccessArt!



Join thousands of other schools and teachers who use AccessArt to deliver

[great art teaching](#)

From just £42 per year, schools gain access to over 1500 unique resources to help develop your teaching, themed visual arts planning pages and discount on our distance learning courses. AccessArt was founded in 1999 and has grown through collaboration with a variety of schools, arts organisations, agencies, museums, galleries and individuals. The Exemplar Curriculum is free to access and share. To benefit from all the resources embedded in the plan, join AccessArt from only £3.50 per month.

A Year of Art Lessons with Year 3 – Introduction

**Handle with Care! Why
Teaching Art to Primary
School Children is Still
Important**

Guided Sessions: Benefits and Practicalities