

# Screen Printing with Screen Mesh: Screen Printing Hack

By Paula Briggs

This resource shares a useful screen printing hack which is both cost effective and artistically liberating! Try it with your pupils...

Teenagers love screen printing but it is something I have personally shied away from teaching on the grounds that a) you need plenty of silk screens which can be expensive, and b) washing and drying large screens takes time and you need access to a large sink. It's certainly not something I would try with a whole class.

In the resource below, I came up with a way to enable pupils to make screen prints in such a way that a whole class could make prints at the same time, without the need for expensive screens. We got great results and the teenagers (and myself) found the speed of process very empowering.



A full outline of our process is available below.

You can also see how [we made prints inspired by Shepard Fairey](#), and [our end results](#).

	Please log in here to access full content.	
Username	<input type="text"/>	
Password	<input type="password"/>	
	<input type="button" value="Login"/> <input checked="" type="checkbox"/> Remember me	
	<a href="#">Forgot Password</a>	

To access all content, I would like to join as...

An Individual



Creative practitioners, educators, teachers, parents, learners...

From £3.50

**An Organisation...**





Schools, Colleges, Arts Organisations: Single and Multi-Users  
From £42

*AccessArt is a UK Charity and we believe everyone has the right to be creative. AccessArt provides inspiration to help us all reach our creative potential.*

---

---

# Shepard Fairey, Propaganda


# Art, Screen Printing & Teenagers! Collection Page

---

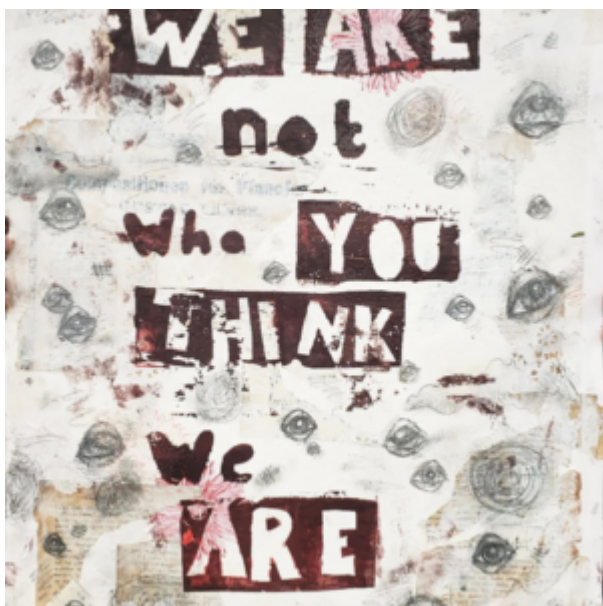
## Teenagers Make Propaganda Art Inspired by Shepard Fairey

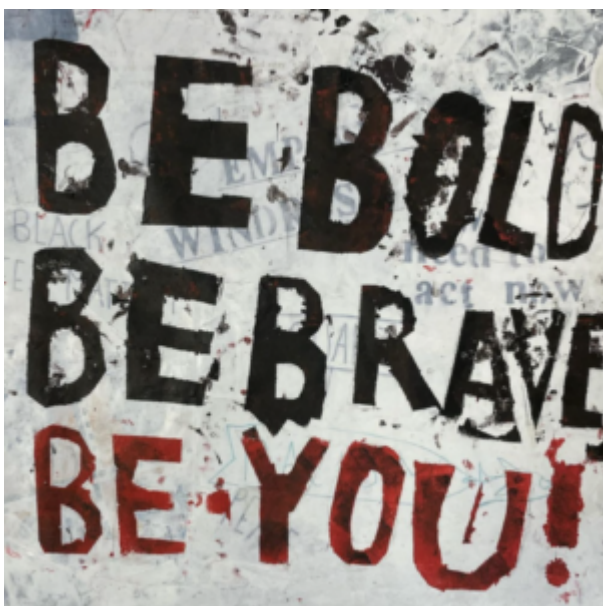

See This Resource Used In Schools...



















**You May Also Like...**

**Pathway: Print & Activism**





**This is featured in the 'Print & Activism' pathway**


**Talking Points: Luba Lukova**



**Talking Points: Faith Ringgold**



**Talking Points: Kate DeCiccio**



**Talking Points: Shepard Fairey**



---

# **Screen Prints Inspired by Shepard Fairey**

---

## **Explore and Draw**

---

## **Sketchbooks Made with Screenprinted Papers**

---



# **Collagraphs Inspired by Architecture**

---

## **“Heart-Work” an Arts and Wellbeing Project for Young People**

**Arts and Minds: Time to Introduce  
Ourselves – A Sculpture Challenge**



**Arts and Minds: A ‘Heart-Work’  
Conversation**




## **Arts and Minds: Asemic Writing and Invented Text**



## **Feeling Through Drawing**



## **Drawing for Mindfulness**



## **Arts and Minds: Expressive Monoprinting on a Big Scale**







## **Constructing the World with Collage**



## **Building to the Limit**



## Manipulating Clay with Water



---

**Mayan      Tabletop      Eraser**  
**Printing Project**

---

# **Mural and Workshop Project at Chesterton Community College in Collaboration with Jon Bates from Blight Society**

This project started out as getting Blight Society back to Chesterton Community College, Cambridge to do a mural

---

## **InSET Day at Welland Academy: Exploring                      Printmaking Processes**

---

## **Aluminium Foil Printing by Paul Carney**

---

# **“Heart-Work” – A series of ‘Arts on Prescription’ style workshops for young people at Cambourne Village College with Arts and Minds; Led by Sheila Ceccarelli (Artist) and Yael Pilowsky Bankirer (Psychotherapist)**

This series of workshops with students at Cambourne Village College was part of the ‘Young People’s Pilot’, coordinated and managed Arts and Minds, a leading arts and mental health charity in Cambridgeshire. The sessions were led by Sheila Ceccarelli from AccessArt (artist) and Yael Pilowsky Bankirer (Psychotherapist)

---

## **Arts and Minds: Expressive Monoprinting on a Big Scale**

---



# **Teachers Play with Plasticine to Make Prints in the Education Room at the Fitzwilliam Museum, Cambridge**

This post follows on from Gathering Marks and Tearing Paper to Appreciate Prints by Goya, Turner and Cornelius at the Fitzwilliam Museum, Cambridge and Monoprinting Inspired by Goya, Turner and Cornelius in the Education Room, and shows how teachers used Plasticine to print textures. The session was facilitated by Paula Briggs and Sheila Ceccarelli from AccessArt and Kate Noble from the Fitzwilliam Museum, Cambridge.

---

## **Collagraph, Collage and Stitch: Make a Image of Your Home on Fabric**

---

## **The August Creative Challenge Gallery – Week Four**

---

# **Block printing: Creating repeat patterns using letters with Andy McKenzie**

Teenagers from AccessArt's Experimental Drawing Class worked with artist Andy McKenzie to create repeat patterns of letters.

---

## **Making Large Scale, Screenprinted, Collaged, Co-Created Campaign Posters!**

### **You May Also Like...**

**Make, Build, Create: Sculpture Projects for Children by Paula Briggs**



[Published by Black Dog Books](#)

**#WHATDIDMYCHILDMAKE**



---

**Making Collographs with Andy**

# Mckenzie: Week Two

Following on from the previous week, when teenagers were introduced to making Collagraph Plates, this week teenagers took prints from their textured plates.