


Working Collaboratively in School: Cell Design by Karen Wicks

A 40 Artist Educator Resource:
Be Inspired by Karen Wicks



Cell Design Final Piece

Artist Educator, Karen Wicks guides pupils through a complex, collaborative project inspired by cells, in which students explore building an image using different media and processes in layers.

This project was shared with AccessArt as part of the [40 Artist Educator Project](#), funded by Arts Council England,

aiming to highlight and celebrate artist-led teaching and facilitation.

Working Collaboratively in School: Cell Design – Pattern Making and Process

The key elements that I wanted to share with pupils through this project were:

- to use the inspiration of looking at cells as a visual starting point
- to look at building up an image using different processes in 'layers'
- and to collaborate with others in refining a final response.

The inspiration for this classroom project came from my work as an artist with a fellow art educator Jill Piddock. The two of us shared a sketchbook as part of the 'TEA Sketchbook Circle 13' project for art teachers which involved working in a sketchbook for one month and then passing it on to another to respond to; thus began a year long visual 'conversation'. This work was exhibited at the Gerald Moore Gallery in London in February 2014. There are more details about the project at <http://moreteacpd.wix.com/moretea#!about/c240r>

	Please log in here to access full content.	
Username	<input type="text"/>	
Password	<input type="password"/>	
	<input type="button" value="Login"/>	<input checked="" type="checkbox"/> Remember me
	Forgot Password	

To access all content, I would like to join as...

An Individual



Creative practitioners, educators, teachers, parents, learners...

[From £3.50](#)

An Organisation...



Schools, Colleges, Arts Organisations: Single and Multi-Users
From £42

AccessArt is a UK Charity and we believe everyone has the right to be creative. AccessArt provides inspiration to help us all reach our creative potential.

Making a Monogram

Ann Bridges – Poetry and Printmaking

You May Also Like...

Visual Arts Planning Collections:
Literacy



A Visual Poetry Zine with Monotype

VIVID Young Creatives: Hannah Webb and Anne Struebel at Witchford Village College

Exploring Cyanotype by Maru Rojas


Drawing with Wire: The Polymeric Approach by Julie de Bastion

You May Also Like...


**Visual Arts Planning Collections:
Literacy**



Accessart wire resources



drawing with wire



James Green: An Introduction to Lino Cutting Printmaking

The Intaglio Printing Process by Neil Woodall

Using monoprint to Create a

Textured Collage: Toy Farmyard and Woodland Animal Still Life

Teenagers use acrylic paint to monoprint and create a textured collage. [Full AccessArt Members Only](#)

Winter Still Life

Many thanks to students of AccessArt's Experimental Drawing Class for sharing their process and finished results with AccessArt.

Many thanks to Pisces for generously supplying pastels, pens, charcoal and scissors used in this session to AccessArt.



Monoprinting with Oil Pastel and Carbon Copy Paper

Making mono prints using carbon paper and oil pastel. [Full AccessArt Members Only](#)

Making Mono Prints For Teenagers

3 simple ways to make a mono print. [Full AccessArt Members Only](#)

Easy Lino Printing with Zeena Shah

Zeena Shah, London based fabric designer, opens up her studio for a lino print workshop. This resource shows a simple step by step guide on how to lino print.

Eraser Printmaking with Morag Thomson Merriman

Morag Thompson Merriman



Mo is a Scottish visual artist with a MA (Hons) degree in Fine Art. Her work is an intuitive response to the way memory is overlaid with historic or recent experiences of loss, absence and change, experimenting with ways to convey 'presence', or the sense of something being revealed or concealed. She is inspired by familial connections to the landscape and her inherited collection of earthy textured pottery ware. Small in scale, her work is mostly on paper, manipulated with mixed media to create subtle, richly textured surfaces. Mo is responsible for all social media marketing for AccessArt on Instagram and works part-time.

[Website](#)

[Instagram](#)

Making Collagraphs

Exploring the collagraph process with primary aged children and artist printmaker Laura Chaplin at Bourn Primary Academy

Teenagers Teach Teenagers How to Use Stencils to Make Acrylic Spray Paint Prints

Teenagers share how to make acrylic spray-paint prints using stencils. [Full AccessArt Members Only](#)

Making a Stencil from a Picture

Sara and Jasmine, aged 15, share their knowledge of 'How to Make a Stencil' for spray paint with other teenagers. [Full AccessArt Members Only](#)

Accessible Printmaking Techniques PDF Download

The 14 page, fully illustrated PDF explores four main printmaking techniques (Linoprint, blockprint, monoprint and screenprint) which can be used with all ages/abilities, without the need for expensive or high tech materials or equipment.

Debbie Greenaway – Examples of artists sketchbooks

Artist Debbie Greenaway shares some of her sketchbook pages and inspires us with the processes which help her find inspiration all around.