

How to Make a Simple Origami Bird by Melanie Johns

Melanie Johns suggests using origami to transform old artwork. It's an exciting way of using less successful drawings or paintings on paper to produce a new creative outcome, in the form of a personalised paper sculpture.

Autobiographical Suitcase Pop-Up Gallery

This resource shares how 8, 9 and 10 year old children created a home for all of their sculptures and paintings in the form of a cardboard suitcase which doubled up as a pop-up gallery.

Making a RollerCoaster by Julia Rigby

KS1 children use their imaginations and sense of fun to collaborate to create a model roller coaster with moving parts.

Priscilla the Puffin: Make a Simple Bird Mobile

Nicola McGovern was one of the artists who generously donated an artwork to the AccessArt Share-a-Bird Project. She sent a mobile of a puffin and included a template so that the children who received her bird could have fun making a whole flock of puffins.

Making and Drawing Birds

creating decorative designs from birds:
markmaking, texture and pattern



In the Company of Birds



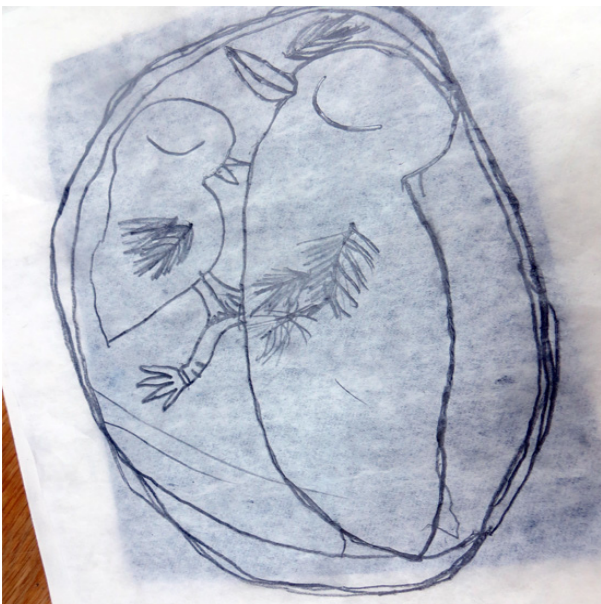
nest



Rowan: Making a Clay Bird from a Mould



dragons and birds in eggs: hidden and revealed



making birds! sculptural ideas for primary schools



Sculptural Birds in Flight by Teenage Makers



rook: transforming materials



Printing at Battyford Primary, Inspired by Hester Cox



‘Flock’ at Prospect House School, Inspired by Veronica Lindsay-Addy



book transformation: flock of birds



drawing birds with mixed media: creating effects with oil pastels, crayons and ink washes



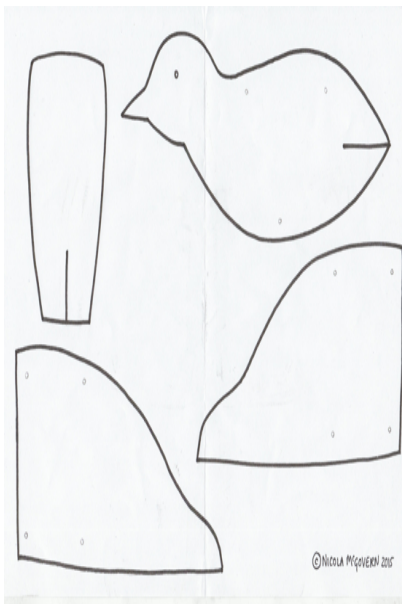
‘Dawn Chorus’ by Marcus Coates



Colourful Sculptural Birds by Pupils at Donhead Preparatory School



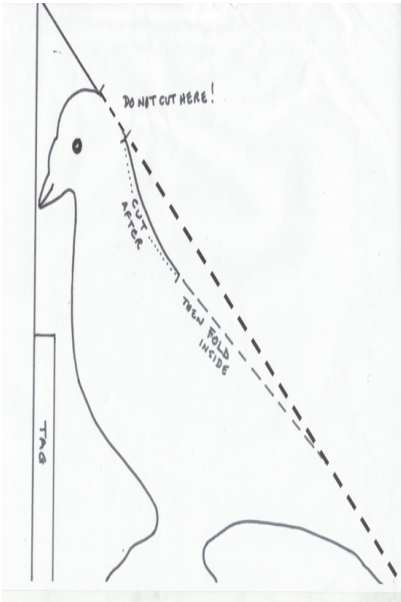
Priscilla the Puffin: Make a Simple Bird Mobile



How to Make a Simple Origami Bird by Melanie Johns



Paper Pidgeon Project



‘Birds in the Trees’ by Pupils at Battyeford Primary School



Brave Young Makers: Year Three Pupils at Ridgefield Primary Transform materials into Birds and Insects



making modroc sculpture



cantus arcticus (Concerto for birds and orchestra) Op.61: Images Inspired by Music



Perseverance, Determination and Inventiveness: Building Nests



Colourful Sculptural Birds by Pupils at Donhead Preparatory School

See fabulous selection of birds by pupils from Donhead Preparatory School sent to AccessArt by Phillippa Dudgeon, Head of Art & DT.

Transformation Cardboard and...

Project:

Artist Andrea Butler shows how to explore simple design and construction using cardboard and jewellery.

Making a Scarecrow Out of Moss

Rook – Transforming Materials

Here, artist Paula Briggs shares how she made a Rook for the AccessArt Share-a-Bird-Project

3D Drawing in a Frame

How to Roll a Clay Slab

Ceramic student Lena Peters demonstrates how to wedge clay and roll a clay slab.

Manipulating Paper: Turning 2D into 3D

Andrea Butler and Paula Briggs show how to manipulate flat pieces of paper into three dimensional shapes.

Book Transformation: Flock of Birds

See This Resource Used In Schools...





You May Also Like...

Pathway: Making Birds



[This resource is featured in the 'Making Birds' pathway](#)

Visual Arts Planning Birds: Making & Drawing



Plinth People: Sculptural Self Portraits

Join Paula Briggs and the AccessArt Art Club for ages 8, 9 and 10 to see how to make autobiographical sculptures.

Animal Sculpture and Collage with Students at Philip Southcote School, Surrey

Exploring 'identity' by interpreting the characteristics, habitats and personalities of animals through making sculpture and collage with scrap store materials.

Teenagers Make Small Sculptures: Exploring Felt-Making and Transforming Materials

Paper Sculptures: Dipping Objects in Paper Pulp

Recording & Communicating through Narrative with Degree Level Contemporary Craft Students by Vanessa Marr

Exploring Materials: Clay and Water

The Friendship Tower by Rachel Scanlon

A 3D workshop inspired by the onset of the world cup and discovering more about other nations. by Rachel Scanlon