


Creating Repeat Patterns With Rachel Parker

[By Rachel Parker](#)

In this post, surface pattern designer Rachel Parker shows us how we can create seamless repeat patterns using a 'square tile repeat'. This resource will get your students thinking about colours and shapes, and the relationship between these components to create an overall balanced pattern. This activity can be adapted for all age groups and gives a great insight into the creative process of a professional pattern designer.



	Please log in here to access full content.	
Username	<input type="text"/>	<input type="text"/>
Password	<input type="text"/>	<input type="text"/>

	<input type="button" value="Login"/> <input checked="" type="checkbox"/> Remember me
	Forgot Password

To access all content, I would like to join as...

An Individual



Creative practitioners, educators, teachers, parents, learners...

From £3.50

An Organisation...



Schools, Colleges, Arts Organisations: Single and Multi-Users
From £42

AccessArt is a UK Charity and we believe everyone has the right to be creative. AccessArt provides inspiration to help us all reach our creative potential.

What We Like About This Resource...

"This is a great activity for really tuning into colour and shape. The process is ultimately quite a refined one (ie making a pattern balanced and

repeated 'correctly') – but there's plenty of scope for exploring pattern in a more experiential way prior to the refinement page. Try one of the recommended resources below to introduce pattern and begin with some open ended activities to build skill and confidence." – Andrea, AccessArt

You Might Also Like...

Pathway: Exploring pattern



[This is featured in the 'Exploring Pattern' pathway](#)


Talking points: Andy Gilmore



talking points: Louise Despont



Inspired by Rachel Parker



Teachers Explore Pattern, Shape and Texture



Block Printing Repeat Patterns



Making A Banner At Woking College

What We Like About This Resource...

Working collaboratively towards a shared aim provides an alternative experience to working on individual projects. Creating together encourages listening, peer feedback and creative problem solving – all of which are hugely valuable in all areas of education” – *Rachel, AccessArt*

You May Also Like...



Animal Habitat Mural



Collaborative Public Mural



[Mural and Workshop Project](#)

Which Artists: Theresa Easton

What We Like About This Resource...

“It’s interesting to hear Theresa describe Printmaking as a social activity, with the shared use of materials and equipment so central to the practice. This could be a positive way of working for lots of children in school, where instead of just working on individual art work, they can collaborate and embrace the creative sharing experience!” – Tobi, AccessArt.

You Might Also Like...



Monoprint Animals



Screen printing Inspired by Matisse



[An Exploration of Shepherd Fairey](#)

Gabby Savage-Dickson: Etching

What We Like About This Resource...

“These are such beautiful and evocative images – certain to inspire. There is a lot of potential for schools to explore Gabby’s work as a way to inspire pupils to create their own imagery inspired by literature, or inspired by imaginative writing by pupils.

Although etching might not be particularly

accessible to many schools, there are low tech ways of approaching the process (see below) which mean pupils can explore similar ways of working in the classroom." *Paula, AccessArt*


You May Also Like...



Dry Point Etching



Printmaking Using Packaging



MonoPrinting with Carbon Paper

Ethos: Learning From Participants

The Art Of Zines

You Might Also Like...

Pathway: Print & Activism

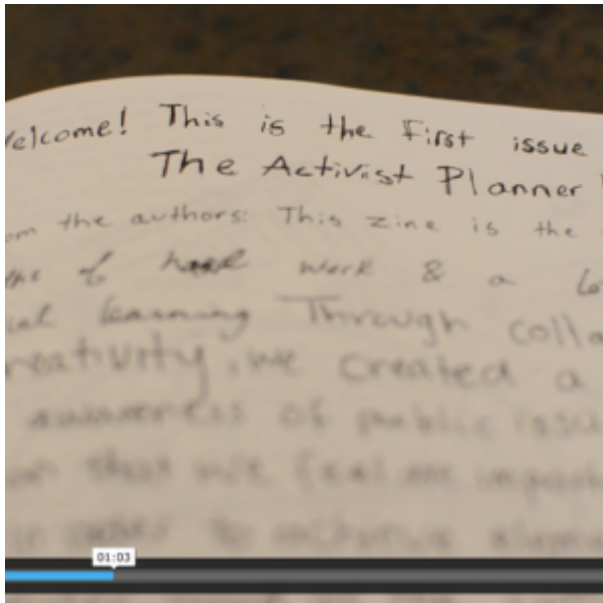


This is featured in the 'Print & Activism' pathway

Talking Points: Luba Lukova




Talking Points: What is a Zine?



Making Large Scale, Screenprinted, Collaged, Co-Created Campaign Posters!



Making an Artist's Book



Book Artists



**Connecting With Nature
Through Art**

Redesigning Food Packaging

You May Also Like...

Pathway: 2D Drawing to 3D Making



[This is featured in the '2D Drawing to 3D Making' pathway](#)

Talking Points: Packaging Design



What is Typography



Printmaking using Packaging

DrawAble: Making a Puzzle Purse with Eilis Hanson Part Two

You May Also Like...

Pathway: Exploring pattern



[This is featured in the 'Exploring Pattern' pathway](#)

Talking points: Andy Gilmore



DrawAble: Making a Puzzle Purse with Eilis Hanson Part One

You May Also Like...

Pathway: Exploring pattern



[This is featured in the 'Exploring Pattern' pathway](#)

Talking points: Andy Gilmore



Let Me Inspire You: Emma Burleigh


You May Also Like...

Pathway: Exploring Watercolour



[Featured in the 'Exploring Watercolour' pathway](#)


Talking Points: Paul Klee



[Explore the work of Paul Klee](#)

**DrawAble: Exploring Through
Watercolour by Emma Burleigh
Part Three**

**See This Resource Used In
Schools...**








DrawAble: Exploring Through Watercolour by Emma Burleigh Part Two

**See This Resource Used In
Schools...**









DrawAble: Exploring Through Watercolour by Emma Burleigh Part One

Drawable: Globe Paintings by Stephanie Cubbin

“Missing You” – Pavement Art Response to #SchoolclosureUK

Walking and Drawing

Children’s Community Project

Foreshortened Sketches