

Cloth, Paint, Print: Inspired by Natural Objects

By [Tobi Meuwissen](#)

In this resource, students will gain experience in painting on fabric, creating monoprints and also stitching, to create a mixed media fabric design inspired by natural objects. The activity also provides alternate printing methods to fit classroom limitations.



Materials:

- Calico & other scrap fabrics (plain in design and colour)
- Acrylic paint

- Glue (good quality pritt stick) or PVA
- Pencils / pens
- Paintbrushes
- Optional: tracing paper
- For monoprint: relief print ink, plastic plate or acetate sheet, rollers, newsprint
- For monoprint hack: oil pastels, tinfoil or carbon copy paper
- A selection of found / natural objects to draw inspiration from
- Yarn
- Needles

	Please log in here to access full content.	
Username	<input type="text"/>	
Password	<input type="password"/>	
	<input type="button" value="Login"/>	<input checked="" type="checkbox"/> Remember me
	Forgot Password	

To access all content, I would like to join as...

An Individual



Creative practitioners, educators, teachers, parents, learners...

From £3.50

An Organisation...



Schools, Colleges, Arts Organisations: Single and Multi-Users
From £42


AccessArt is a UK Charity and we believe everyone has the right to be creative. AccessArt provides inspiration to help us all reach our creative potential.

You May Also Like

Making Painted & Sewn Landscapes



Monoprinting with Oil Pastel and Carbon Copy Paper



The Blood Bag Project

What We Like About This Resource...

This project combines art and science in innovative and creative ways. It engages children with simple and more complex sewing skills, both hand and machine. The fact that a local artist collaborated on this project, bringing her own set of skills and experience is so valuable for any extended art project, and the children were able to connect with the sensitivity of the subject matter and to empathise with it's message.

You May Also Like

Autumn Floor Textiles



Cloth, Paint, Print: Inspired by Natural Objects



Making Painted & Sewn Landscapes



which artists: merlin evans



Which Artist: Leigh Bowser

Autumn Floor Textiles



DALER 
ROWNEY

Exploring A Midsummer Night's

Dream: Costume Design for Bottom

See This Resource Used in Schools...





Which Artists: Tatyana Antoun

What We Like About This Resource...

“The research phase of a creative project can be presented in many different ways, and can even be an art form in itself. Here, Tatyana demonstrates how her sketchbooks became a medium through which she expressed her thoughts, refined her ideas and explored materials. We believe sketchbooks to be a powerful tool for children to take ownership of their ideas and travel on their own creative journey, without necessarily knowing the destination. Take a look at our [sketchbook journey](#)

for more sketchbook inspiration” – Rachel, AccessArt.


You Might Also Like...



[Sketchbooks and Thinking Skills](#)



[Sketchbooks for Designers – an Introduction for Children](#)



[Using Sketchbooks to Take Ownership of Ideas](#)

How Do We Look At Contemporary Sculpture: Meg Klosterman

Making A Banner At Woking College

What We Like About This Resource...

Working collaboratively towards a shared aim provides an alternative experience to working on individual projects. Creating together encourages listening, peer feedback and creative problem solving – all of which are hugely valuable in all areas of education” – *Rachel, AccessArt*

You May Also Like...



[Animal Habitat Mural](#)



Collaborative Public Mural



Mural and Workshop Project

Which Artists: The Life &

Works of Madge Gill

What We Like About This Resource...

“The life of Madge Gill that Sophie Dutton recounts here gives us real insight into the challenges that Madge Gill experienced, and how these challenges would have been common among women at the time. When we study the work of Artists, it adds a rich context to our experience of their work to consider their personal history, and helps us ask questions like ‘why do you think the Artist painted in this way or was inspired by this subject matter?’ If you introduce your class to Madge Gill, begin with looking back over her younger life to try and better understand her motivations as an Artist” – *Rachel, AccessArt*


You May Also Like...



I am AccessArt: Ann Rippin



Making Batik Textiles in the Classroom



[How I Use Drawing and Sketchbooks](#)

Creativity Medals

**See the Resource Used in
Schools...**





What We Like About This Resource...

“The sentiment behind this resource idea is lovely and it provides an opportunity to really develop some fine motor skills as well as independence of approach. Taking ownership of the medal design means the sense of achievement is heightened beyond the children just being given one. You can really imagine the positive energy that would surround this activity within a classroom, with each child working on a shared project but embarking on their own creative journey.” – *Rachel, AccessArt*

You May Also Like...


Pathway: Playful Making



[Featured in the 'Playful Making' pathway](#)

Talking Points: Introduction to sculpture

Sculpture.mp4



Clay Art Medals



Talking Points: Nnena Kalu



Talking Points: Linda BELL



Which Artists: Rachel Parker

What We Like About This Resource

“It’s really interesting to see the combination of hand and digital work in Rachel’s work, and particularly how her hand stitched embroidery is scanned before being used to create patterned products. We love that lots of Rachel’s work begins in sketchbooks and how this really underpins her creative process. For children in school, learning to utilise a sketchbook and discover their potential through drawing and mapping ideas is invaluable. We have a whole

Sketchbook Journey section on the AccessArt website (linked below) which explores this in more detail". – Rachel, AccessArt.

You Might Also Like...

Pathway: Exploring pattern



[This is featured in the 'Exploring Pattern' pathway](#)


using sketchbooks to make visual notes



Show me what you see



Inspired by Rachel Parker



Sewn Treasure Box



Felt and Embroidery Sets



Which Artists: Cas Holmes

What We Like About This Resource...

“The sense of journey and feeling of movement is such an interesting part of Cas’ textile work here. We love how location and place is communicated through the variety of fluid and meandering textile marks used. Cas’ Romani background as well as early experience living in Japan make for a rich cultural backdrop to her work. The themes here could be explored in the classroom by asking children to use memories of places they’ve visited to produce a creative

response using fabrics and mixed media” – *Rachel, AccessArt*

You Might Also Like...



[Draw Your Home](#)



[Working With and In the Landscape](#)



[Landscape Sculptures](#)

Gabby Savage-Dickson: Felting & Embroidering Sets

What We Like About This Resource...

“It’s really interesting to see how Gabby works across the different disciplines of textiles and illustration in her work, and you can see how the principles of each are present in these beautifully made felt sets. We enjoyed learning how she went between planning and making – showing

that the process of creating isn't completely linear, and that the journey of idea creation can happen through sketching ideas, but also through making itself" – *Andrea, AccessArt*

You Might Also Like...

Pathway: Set Design



[This is featured in the 'Set Design' pathway](#)

talking points: negative space by tiny inventions



[Explore the work of animation directors Max Porter and Ru Kuwahata.](#)


Making Mini Food



Stitched Homes



Mini World Light Boxes



**DrawAble: Straight Line
Drawings with Lorna Rose**

Shakespearean Sock Puppets

How to make textile and wood sock puppets using Shakespeare's Macbeth as inspiration.

Inspired! Psyche's Resilience by The Fitzy Peters

Natalie Bailey shares the pupils' Inspire journey and their response to the Renaissance painting of Cupid and Psyche by Jacopo Del Sellaio at the Fitzwilliam Museum, Cambridge as well as her reflections on the transformative impact that the project had on the children and how Art can support healing and wellbeing.

Collaborative Design: Making Dungarees!

Collaborative sewing project which aimed to help builds a sense of "team" in teenager animators. Connecting head, heart and mind in this challenge helped creative juices flow in other areas of the #BeACreativeProducer animation project.

Screen Printing T Shirts for the How To Be A Creative Producer Project

This post shares the process of screen printing t-shirts for the #BeACreativeProducer teenagers to wear to help them identify as a “team” for the animation project.

Pop-Up Puppets Inspired by a Historical Painting

Year three children design and make pop-up puppets inspired by the story in the painting “Penelope with the Suitors,” by Pintoricchio (1509), working with their teacher Jan Miller.

To Construct...

You May Also Like...

Talking Points: Linda BELL



[Explore how Linda Bell creates sculptures](#)

Talking Points: Nnena Kalu



[Explore artist Nnena Kalu](#)