

Sketch Your World: The Basics

[By Phil Dean](#)

'[Sketch Your World](#)' is a collaboration between artist Phil Dean and AccessArt, aimed at helping students 16 and above be inspired by their local landscape.

Set the scene for Sketch Your World by getting familiar with the basics of urban sketching.

In this resource Phil Dean breaks urban sketching down into two parts, helping to build your understanding of how to get the most out of urban sketching, and the practicalities of drawing outdoors.

Part One: Building Your Understanding

Watch the video below to find out how you'll get the most enjoyment out of urban sketching.

Pick a subject that interests you

There's no point in sketching something that doesn't excite you. You're more likely to get a great result with something that interests you. Start with whatever catches your eye – it could be a Coke can or a pinecone!




Remember that a drawing is not a photograph

Don't fall into the trap of trying to faithfully capture the scene you are drawing as if it were a photograph. A sketch is an expression of what you're looking at, not an exact reproduction. Keeping this in mind will loosen the shackles of realism and help you be more satisfied with the finished result. Don't get too hung up on the mistakes – learn to celebrate them!



Keep at it

Practise makes perfect, and a sketch a day is a great way to train your eye. Draw what might seem boring things such as bus journeys, sandwich shops, cups on desks and drab buildings. You'll quickly become adept at looking for interesting views, and soon your sketchbook will become a record of your travels.




Part Two: Getting Started

Watch the video below for some practical tips for drawing out and about.

Get comfortable

I like standing to draw as it gives me space and the impetus to work quickly, but a seated position may be more comfortable and allow you to take your time. Find a location where you can easily sit on a wall or chair to give yourself more time to capture the scene.



Set yourself a time limit


It can be useful to give yourself a time limit on your

drawings. This helps to focus the mind and instil your drawings with energy, and it forces you to move on to another view. Quick sketches often capture much more than an overworked piece.



Work in a medium that you feel comfortable with

I love drawing with pen – straight in, with no pencil. But I'm very aware this requires a lot of confidence and my advice to beginners is always to start with a medium you feel comfortable with. This might well be pencil or charcoal, both of which are quite forgiving.



Stop and come back to it later

Don't be afraid to call time on a sketch even though it's not 'finished'. Remember, you are the one to decide what's finished and what's not. A great tip is to take a quick photo of the view you're sketching on your phone and then use the image as a reference for adding more detail, tone or colour later on.



[‘Sketch Your World’](#) is a collaboration between artist Phil Dean and AccessArt, aimed at helping students 16 and above be inspired by their local landscape.

[<< Go back to Sketch Your World](#)

This is a sample of a resource created by UK Charity AccessArt. We have over 1500 resources to help develop and inspire your creative thinking, practice and teaching.

AccessArt welcomes artists, educators, teachers and parents both in the UK and overseas.

We believe everyone has the right to be creative and by working together and sharing ideas we can enable everyone to reach their creative potential.

Introducing the New AccessArt Primary Art Curriculum

You May Also Like...

Accessart primary art curriculum



Session recording: The Primary Art Curriculum Celebration



AccessArt Recorded CPD: Primary Art Curriculum




Mobile Construction Methods

You May Also Like...

Pathway: Explore Sculpture Through Making a Mobile



Heavy/Light Mobile – Drawing and Making



Coat-hanger Shells



Start The Year With The

CPD Recording: Colour Mixing

You May Also Like...

colour mixing



**Adapting
Composition**

AccessArt:

Colour and



Modroc Plasterboard

You May Also Like...

Session Recording: how to use modroc



How to use modroc



Deconstructing to Help You See

You May Also Like

ten minutes, five times a week



the drawing journey




all drawing resources




Recycled Baubles by Scarlett Rebecca

You May Also Like

making a puzzle purse



Turkish map fold



adapting accessart: 2d to 3d



Introduction to Ink

You May Also Like


Graphic inky still life



See Three Shapes



see all ink resources



T-Shirt Paintings

DALER 
ROWNEY



You May Also Like...

Transforming Objects



Autumn Floor Textiles



Collecting, Arranging, Drawing



Printing with String

DALER 
ROWNEY




You May Also Like...

Repeat Pattern Printing Roller



Modroc Plasterboard



Imaginary Landscapes

DALER 
ROWNEY



**See This Resource Used In
Schools...**



You May Also Like

Lets start with collage



Insect hotels




Marbled Hole Punch Sketchbook

DALER 
ROWNEY



You May Also Like


folded sketchbook



buying and making sketchbooks



the sketchbook journey



Modelling Monsters

You May Also Like

fruit and veg head



clay pens



articulated beasts



Fruit and Veg Head

DALER ROWNEY



You May Also Like

egg box gargoyles



abstract face



Plasticine Models & Decorated Plinths



Recycled Baskets by Scarlett Rebecca

You May Also Like


paper bowls



explore paper weaving



recycled baubles



Introduction to Colour Pencils

Transforming Objects



DALER 
ROWNEY

You May Also Like

Painting with Poster Paint




Collaging with Wax Crayon Rubbings



Prop making for toys



Repeat Pattern Printing Roller



Painting with Poster Paint

"I really like how this resource provides lots of interesting and exciting ways for poster paint to be used. It combines observational drawing and painting with more abstract pattern providing a breadth of exploration. Giving learners the

opportunity to explore the properties of poster paint as well as seeing how it responds to different materials will help to nurture imaginations as well as providing support for the development of basic skillsets.” – Rachel, AccessArt

Drawing with Soft Pencils



DALER ROWNEY

You May Also Like

**Shells: Observational and Imaginative
Drawing**



All graphite resources



introduction to graphite

