

Using Drawing to Get Closer to 18th Century Portraits at the Fitzwilliam Museum, Cambridge

This post shares how Paula Briggs and Sheila Ceccarelli from AccessArt and Kate Noble from the Fitzwilliam Museum, Cambridge, used drawing exercises to take a closer look at 18th Century portraits

Using Sketchbooks, Drawing and Reflective Tools in the 20th Century Gallery at the Fitzwilliam Museum, Cambridge

This post shares how Paula Briggs and Sheila Ceccarelli from AccessArt and Kate Noble from the Fitzwilliam Museum, Cambridge, enabled teachers to explore 20th Century paintings and sculpture, through using sketchbooks & drawing as tools for looking and remembering.

Thoughtful Drawing and Mark Making in the Armoury at the Fitzwilliam Museum, Cambridge

This post shares how Paula Briggs and Sheila Ceccarelli from AccessArt and Kate Noble from the Fitzwilliam Museum, Cambridge, enabled teachers to explore armour through discussion, drawing and mark making.

Filling a Sketchbook: Ruler Drawings


You May Also Like...

Pathway: Exploring Form Through Drawing



[This is featured in the 'Exploring Form Through Drawing' pathway](#)

The drawing journey



See Drawing Projects for Children for more Drawing Exercises



50 Minutes Looking and Sketching Autumn Leaves

With rich colours and shapes everywhere, a wonderful opportunity to use sketching to tune into this beautiful time of the year.

What is a Canvas? Exploration Activity


Teenagers Use Touch to Draw and Explore Small Objects

“Feely Drawings” or Drawing by Touch – a 5 minute drawing exercise



This short icebreaker or warm up exercise, led by Paula Briggs at the Drawing Workshops for ages 6 to 10, encourages the children to relax into their drawing session.

Introducing Graphite and Blind Drawing





Teenagers explored mark making, drawing 'blind' with the age old drawing tool 'the pencil' and softer graphite sticks. Sheila Ceccarelli

Early Primary Sketchbook Exploration

Drawing Spirals

See How This Resource Is Used In Schools...







You May Also Like...

Pathway: Spirals



[Featured in the 'Spirals Pathway'](#)

Talking Points: Molly Hausland



The ancient art of kolān



Drawing with a Ruler

You May Also Like...

Pathway: Exploring Form Through Drawing




This is featured in the 'Exploring Form Through Drawing' pathway

Pathway: Stick Transformation project




This is featured in the 'Stick Transformation Project' pathway

The drawing journey



**See Drawing Projects for Children for
more Drawing Exercises**



**Developing Sketchbook Work
with Pink Pig Sketchbooks**

Find more drawing and making ideas!



[Drawing Projects for Children and Make, Build, Create. Blackdog Publishing 2015/2016](#)

Creativity Session at Spinney Primary School

Teachers Start the New Year with Sketchbooks

AccessArt introduces teachers from English Martyrs Catholic Primary School in Worthing, whistle stop introduction to drawing and sketchbooks as tools for recording and thinking.

Drawing Flames

Teenagers are led on several guided drawing exercises exploring mark making to the rhythm of a burning flame.

Exploration of Watercolour in the Studio

After having studied watercolour paintings at the Fitzwilliam Museum Cambridge with AccessArt, teachers were invited to undertake their own exploration of working with watercolour, including colour mixing, paint techniques, and intention. This resource shares the processes and outcomes of the practical studio session.

Transformation Cardboard and...

Project:

Artist Andrea Butler shows how to explore simple design and construction using cardboard and jewellery.

Teenagers Make Prompts to Overcome White Page Syndrome

Fabulously inspired teenagers at AccessArt's Experimental Drawing Class made prompts to help each other overcome the 'white page syndrome'.

Painting the Storm, at Bourn Primary Academy

Inspired by Google Earth: Drawing

The Drawing Machine – A Workshop in Perspective and How to Look by Drawing

Machine and Sarah Wright