


# Typography for Children

By Paula Briggs

This resource introduces children to the art of typography. Exploring the creation of the letters of a typeface in an intuitive and fun way, this hour long session encouraged primary-aged children (7,8, and 9 years) to think about the structure and design of letters as having personalities. Taking our starting point from observational drawing, children went on to develop graphic onomatopoeia.



Typography for children



Upper and lower case letters

## Starting Points

We began the session by talking about some of the typefaces we are familiar with, and how easy it is using computers to experiment with different fonts for different purposes. I introduced the idea that someone somewhere had *designed* the typefaces, just like someone designs the cups and plates and cars we use, and that this is the art of typography.

Children had previously enjoyed the [Thoughtful Mark Making](#) exercise, which encourages diverse and intentional mark making. I wanted the children to bring some of this diversity of line to their typography, and would recommend using that exercise as a warm up before you try this session.

I wanted the children to begin with some observational drawing, not only to give them a starting point for their typography, but also to reinforce the relationship of drawing to design.

---

	<b>Please log in here to access full content.</b>
Username	<input type="text"/>
Password	<input type="password"/>
	<input type="button" value="Login"/> <input checked="" type="checkbox"/> Remember me
	<a href="#">Forgot Password</a>

**To access all content, I would like to join as...**

**An Individual**



**Creative practitioners, educators, teachers, parents, learners...**

**From £3.50**



## An Organisation...

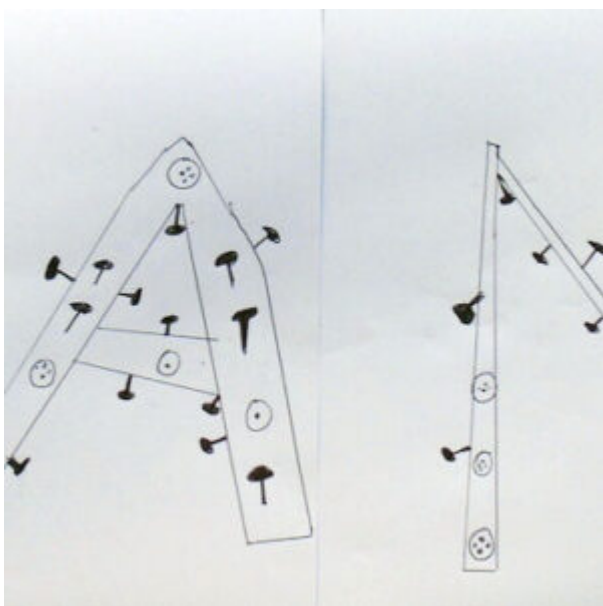



Schools, Colleges, Arts Organisations: Single and Multi-Users  
From £42

*AccessArt is a UK Charity and we believe everyone has the right to be creative. AccessArt provides inspiration to help us all reach our creative potential.*

---

## See the Resource Used in Schools...







**You May Also Like...**

**Pathway: Typography and Maps**





[This is featured in the 'Typography and Maps' pathway](#)

**Talking Points: What is typography?**



**Talking Points: Louise Fili**



