

Video Enabled Resources: Drawing

[<< Discover video enabled resources exploring other disciplines<<](#)

Explore a range of video enabled drawing content below.

Find drawing warm-ups and projects aimed at ages 5 and upwards and videos created for exploring drawing in the early years and special educational needs setting.

Find all drawing resources on AccessArt [here](#).

Drawing Exercises for Ages 5 and Upwards

DRAWING SPIRALS



Encourage pupils to start making marks on whilst engaging their whole body with this exercise.

backwards forwards drawing



This exercise will encourage participants to think about the speed of drawing through careful observation.

continuous line drawing



Continuous line drawings provide an excellent way to help children develop hand eye coordination.


Making Stronger drawings



Encourage children to use the whole range


of values a pencil can make – from the palest to the darkest lines.

Analogue Drawing




Elizabeth Hammond demonstrates how to use mark making to describe emotions.

Drawing with feet



Artist Elizabeth Hammond demonstrates how to use your foot as a drawing tool.

Drawing with Sticks



Elizabeth Hammond demonstrates how to draw using a stick to give life to the marks made.

deconstructing to help you see



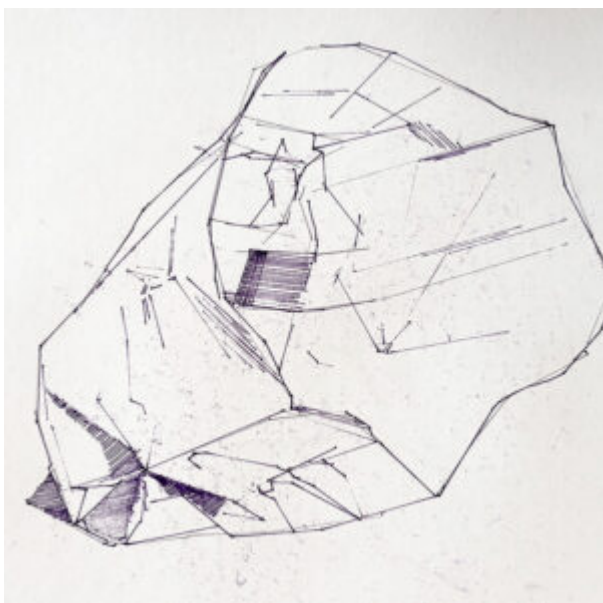
In this drawing/sketchbook exercise pupils will practise close looking, and explore mark-making.

Mark-making and sound



Explore how we can use sound as a stimulus to develop the kinds of marks we can make.


making a ruler drawing (of a bag)



This resource demonstrates how a ruler or straight edge can be used to make a drawing


DrawAble: Drawing Projects for Ages 5 and Upwards

making layered portraits



In this resource, Mike Barrett shows young learners how to create a layered autobiographical portrait.

making a puzzle purse



In this resource, Eilis demonstrates a method for creating an origami puzzle purse.

making illustrated letters



As part of DrawAble, Isobel Grant inspires children to create their own pictorial letters.

my tiger sketchbook



Illustrator Inbal Leitner shares her passion for illustrating poems and stories using sketchbooks.

making gifs



Inspire children and teenagers to make

their own gifts – including a paper version for those who don't have access to digital.

global paintings



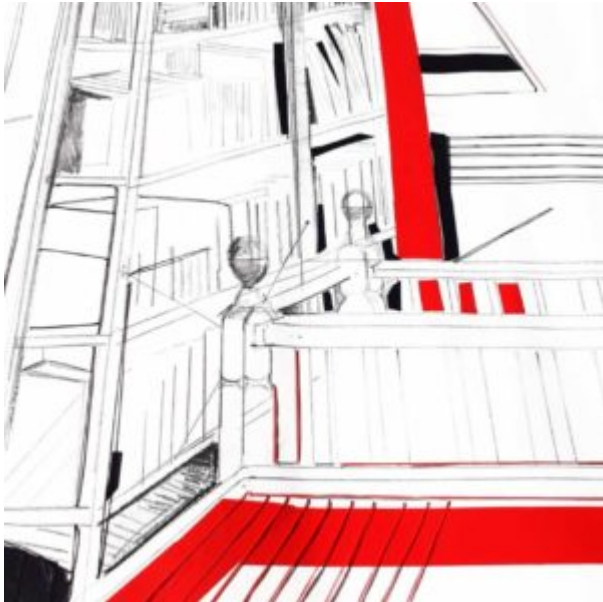
Explore the properties of watercolour or ink to create these abstract globe-like images with Stephanie Cubbin.

creating a book world



Illustrator Rose Feather shares her passion for using images to tell and share stories.

straight line drawings



This resource by Lorna Rose inspires children and teenagers to create drawings of indoor or outdoor environments, using straight lines.

Let me inspire you: tonka uzu



Artist Tonka Uzu shares what inspires her illustrations.

EYFS & SEND

Drawing with Soft pencil



Soft pencil (or graphite) provides us

with a range of opportunities for exploration of mark-making in the classroom. Expand the ways you might use soft pencils with your pupils.

Explore Wax Crayon



Explore the potential of wax crayon to create new and exciting marks using techniques such as wax resist and sgraffito.

<< Discover video enabled resources exploring other disciplines<<