

Visual Arts Planning: Cardboard and Paper

[<< Go Back To Our Visual Arts Planning Collection](#)

Explore our collection of Cardboard and Paper resources.

AccessArt is looking at the life-cycle of materials and aims to lower the environmental impact of the activities we're encouraging.

Tell us what you are planning to cover or explore this term in your school or institution and we'll recommend resources or learning approaches which we think might feed your teaching.

Contact us by [email](#).



Cardboard

Thinking 3 Dimensionally with cardboard



Staff explore making cardboard sculptures during a staff training day.

Inspired by miro



Collage, automatic drawing and sculpture inspired by the work of artist Joan Miro.

Cardboard engineering challenge




Challenge pupils to make something stand up.

My house: a cardboard construction



Transform an ordinary, everyday material into an extraordinary object.

Kinetic mobiles



D&T teacher Laura Kohler introduces the concept of kinetic mobiles.

The 1kg challenge with andee collard



Artist and teacher Andee Collard sets a challenge to his D&T students.

Layers in the landscape with emma davies



Interpret the landscape through the construction of colourful, shallow relief, cardboard sculptures.

Cardboard and jewellery



Use cardboard and jewellery to explore a simple design and construction.

Paperback Figures



Artist Andrea Butler makes use of second-hand books as creative material.

Making 'sketch' models



[Introduce the concepts behind designing theatre sets.](#)

Make a simple bird mobile



[Make a whole flock of puffins.](#)

Get Connected! Cardboard robots



[Rachel Thompson shows you how to make a](#)

robot using scrap cardboard and split pins to create movable joints.

Wet Strength Tissue Paper Cups



Construct and paint paper cups using cardboard and wet strength tissue paper.

Painted Pots and sculptural plants



Year 4 explore plants through several materials and on various scales from sketchbooks to paintings.

Alternative fashion



Create a fashion school and design unique clothes.

Hew Locke Inspired Boats



This boat project develops children's individual response to making, using recycled and found materials.

Egg Box Gargoyles



In this post, illustrator Laura McKendry shows how to make inventive gargoyles using discarded egg boxes.

Ice Worlds



A project that invites pupils to create an imaginative interpretation of what an ice world above and below the waterline might be like.

Paper

Giant Jewellery: Multimedia Response to Yayoi Kusama



Clare Boreham Kerr shares a project inspired by the colours and patterns used by the artist Yayoi Kusama.

Adapting AccessArt: 2d to 3d




Yu-Ching adapts an AccessArt resource to develop pupils' 'Design Through Making' skills.

3D drawing with paper




Artist Andrea Butler leads teenage students on paper sculpture workshop.

Paper Puzzle Purse – part 1



In part 1 of this resource, Eilis demonstrates a method for creating an origami puzzle purse.


Paper puzzle purse – part 2



In part 2 of this resource personalise

and decorate puzzle purses.

Turkish Map Fold



Create beautiful folded books using the turkish map fold technique.

An Introduction to Sculpture



Explore sculpture inspired by Wassily

Kandinsky.

Expressive Charcoal Collage: Coal Mines



Make expressive marks using charcoal, in order to create a collage of a coal mine scene.

Concertina landscape



Create your own concertina sketchbook and fill it with collages, paintings and drawings inspired by your local landscape.