

# Visual Arts Planning: Literacy

[<< Go Back To Our Visual Arts Planning Collection](#)

The links between art and literature are profound and expansive and there is no doubt that historically and culturally they have lived side by side since the dawn of civilization and breathe life into each other.

As well as an avenue to explore text and meaning through illustrative practice, Art can be used as part of the creative process to aid in the building and inventing of stories.

Tell us what you are planning to cover or explore this term in your school or institution and we'll recommend resources or learning approaches which we think might feed your teaching.

Contact us by [email](#).



# Adapting AccessArt: Sequence and Story Building



Participants create a story, told in a 3-part series of illustrations using the local area and various prompts as the starting point.

## 3 Panel Challenge



This resource shows children and teenagers how to create their own stories using objects found around their homes.

## Illustrating a Book: The Making of Rabbit, Cactus, Accident



Illustrator Yu-Ching Chiu shares with us the process of creating her silent book Rabbit, Cactus, Accident.

## Drawing Stories



Children work with Paula Briggs to create drawings which tell stories: young children use toys, poetry and their own text to create richly illustrated narratives.

## **Adapting AccessArt: Telling Stories**



Explore the project Telling Stories: A

Child's View of World War II. Caroline recounts how she was inspired by The 3 Panel Drawing Challenge to create this project.

**Make a 'Dummy book'**



Book illustrator, Emma Malfroy, shares her creative journey through the preliminary stages of developing ideas and visual language for an illustrated book.

**Inventing Mythical creatures**





Children invent their own mythical creatures through drawing with artist Eleanor Somerset.

drawing storyboards



Children explore how to draw storyboards as a way of developing both drawing skills and visual story telling skills


with Paula Briggs.

## Rosie Hurley: Esio Trot



In this resource Rosie shares the process of creating 3d models inspired by Esio Trot, from inspirations and initial sketches to final models and photographs.

## Making Broadway Market



Japanese Illustrator Natsko shares the inspirations and creative process behind this collaboration between her and publisher Design for Today's folding book and card game.

## Storytelling through etching



Multidisciplinary Artist Gabby Savage shares her love for story telling through etching, and tells us about her traditional printmaking process.

## Drawing by torchlight





Paula Briggs leads children on an exploration of charcoal to draw a still life of toys lit by torches, creating atmospheric drawings with a strong narrative content.

## Exploring Macbeth Through Art



A series of 6 sessions inspired by the

## themes and imagery of Shakespeare's Macbeth.

### Exploring A Midsummer night's dream through ART



## A series of 6 sessions that explore the themes and imagery of Shakespeare's A Midsummer Night's Dream.

### Illustrating the Jabberwocky



Artist Eleanor Somerset, shares how she worked with children and young people on a series of workshops to illustrate Lewis Carroll's 'The Jabberwocky'.

## Found poetry



This inspirational resource describes how to use found words and imagery to create found poetry.

**MY TIGER SKETCHBOOK**



Inbal shows us her sketchbook and explains how she has developed her illustrations for the poem 'Growing up' by Harry Behn.

ink collage inspired by the wolf wilder



In this post artist Vicki Ostersen uses a well loved children's book as a starter

for creating a beautiful and varied collage using different inking techniques.


**poetry and printmaking**



Printmaker Ann Bridges shares her love of poetry and printmaking in this illustrated resource, which enables children to make imagery inspired by poetry.

**bad cat: an illustration journey**





Tracy McGuinness-Kelly describes how she enabled children to respond to her own writing and illustration work, through the Bad Cat art week project.

Using printing to explore gsce poetry



A session for teenagers exploring how a hands on creative activities might engage

students in their revision.

silent conversation through graffiti



A group of teenagers use the floor to have a visual conversation with each other – to say what they needed to say in marks; rhythms and drawing.

drawing with indian ink



Illustrator Aurora Cacciapuoti shows her work to teenagers from AccessArt's Experimental Drawing Class and showed them how to use ink and nib.

**drawing with wire**



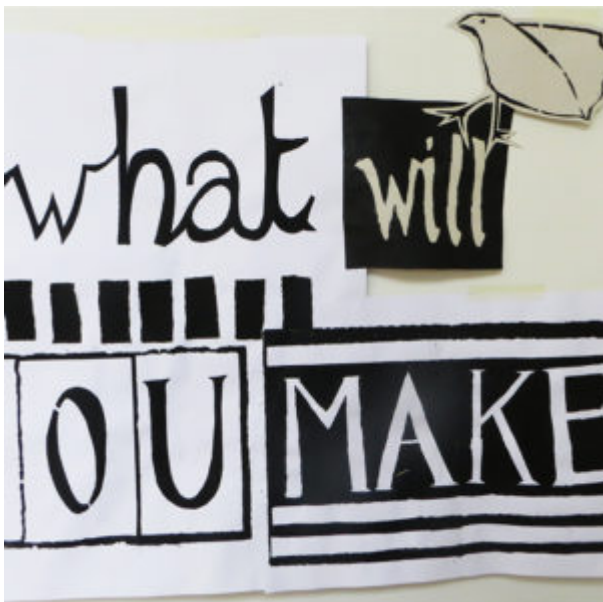
Artist Julie de Bastion shares a wonderful workshop on drawing with wire and monoprinting, to enable participants to create a “story within a drawer”.

**Shakespearean sock puppets**



A project created with a Year 6 cohort who were studying Macbeth in Literacy and working towards a performance for a school Shakespeare Week.

large scale campaign posters!




Working together to create large scale, Suffragette inspired posters to support



## AccessArt's campaign to highlight the importance of making.

### Creating a poetry comic



As part of the DrawAble series of resources for learning at home or school, this resource will show children how to adapt poems into their own poetry comics.

responding to words through drawing






Thinking about the meaning of words and phrases, the imagery and themes they evoke and to express interpretations through drawing.

**Aesmic or 'secret' writing**



Artist Sue Gough describes her approach to drawing with layers of marks and scribbles; asemic text or “secret writing”, as well as actual words and sometimes, collage.

**Where The Wild Things Are**



This page presents a series of resources which share drawing and making sessions inspired by Maurice Sendak's "Where the Wild Things Are".

**Quentin Blake**



Inspired by Quentin Blake's drawings, this resource shares three simple

exercises to help children explore exaggeration as a tool to help us convey the intention of our drawing.

Roald Dahl



Making a 'James and the Giant Peach' garden with artist Cordelia Spalding.