


Water Soluble Felt-Tips With Complementary Colours

By [Zoe Coughlan](#)

In this resource Zoe Coughlan shows us how she uses water soluble felt tips and watercolour to explore complementary colours with her class. This activity will help students understand colour mixing, and warm and cold colours, whilst also developing their observational drawing skills. This activity was run with a Year 8 class (ages 12-13) but can be used with students across Key Stage 2 and Key Stage 3 and will cover a 60 minute lesson.



	Please log in here to access full content.
Username	<input type="text"/>
Password	<input type="password"/>
	<input type="button" value="Login"/> <input checked="" type="checkbox"/> Remember me
	Forgot Password

To access all content, I would like to join as...

An Individual



Creative practitioners, educators, teachers, parents, learners...

From £3.50


An Organisation...



Schools, Colleges, Arts Organisations: Single and Multi-Users
From £42

AccessArt is a UK Charity and we believe everyone has the right to be creative. AccessArt provides inspiration to help us all reach our creative potential.

See How This Resource Is Used in Schools...






You May Also Like...

Pathway: Spirals



[This resource is in the 'Spirals' pathway.](#)

the drawing journey



Layered Colour Gestural Drawing

