

# AccessArt Primary Exemplar Curriculum

[What Are the Aims of the Primary Exemplar Plan?](#)

[Using & Developing the Plan in your School](#)

[How it Works](#)

[Accessing the Resources](#)

YEAR ONE



Ages 5 and 6

YEAR TWO



Ages 6 and 7

YEAR THREE



Ages 7 and 8

YEAR FOUR



Ages 8 and 9

YEAR FIVE



Ages 9 and 10

YEAR SIX



Ages 10 and 11

### **General Aims**

Basic skills are introduced and then built upon, including drawing, printmaking, sketchbooks, painting and making. Skills are revisited and the use of ongoing sketchbook work underpins this process.

AccessArt believes in fostering an open-ended exploration of creativity. Our resources do not follow prescriptive outcomes, instead we believe the role of the teacher is to introduce key skills, materials and ideas to the pupils in such a way that each pupil can then explore his or her own creativity.

By creating a safe and nurturing environment, pupils are encouraged to take creative risks and to learn from the journey, rather than head towards a pre-defined end result.

The resources included are suitable for pupils of all abilities, and can be confidently delivered by specialist and non-specialist teachers alike.



# AccessArt Primary Exemplar Curriculum

[<< Back](#)

## What Are the Aims of the Primary Exemplar Plan?

- To provide schools with a rounded art curriculum for ages 5 to 11.
- To provide NQTs, art coordinators and all primary teachers with the skills and resources to deliver an engaging, relevant curriculum.
- To suggest visual arts educational activities which will promote open-ended, creative learning.
- To provide ideas, inspiration and techniques to enable children to explore a wide variety of media in drawing, sketchbooks, sculpture, painting, printmaking, and design.

YEAR ONE



Ages 5 and 6

YEAR TWO



Ages 6 and 7

YEAR THREE



Ages 7 and 8

YEAR FOUR



Ages 8 and 9

YEAR FIVE



Ages 9 and 10

YEAR SIX



Ages 10 and 11





# AccessArt Primary Exemplar Curriculum

[<< Back](#)

## Using & Developing the Plan in your School

The exemplar plan is a suggested way forward to provide an exceptional and rounded creative education.

However we appreciate each school, class and pupil has individual needs, and that many teachers and schools will prefer to use this plan as a starting point to be adapted.

We value this evolution: please do [get in touch](#) to share your successes!

YEAR ONE



Ages 5 and 6

YEAR TWO



Ages 6 and 7

YEAR THREE



Ages 7 and 8

YEAR FOUR



Ages 8 and 9

YEAR FIVE



Ages 9 and 10

YEAR SIX



Ages 10 and 11

# AccessArt Primary Exemplar Curriculum

[<< Back](#)

## How it Works

- Click on the Year buttons below to see the exemplar plan for each year.
- Each year is split into 6 projects, one for each half term. Click on the suggested resources within each plan and you will be taken to fully illustrated resources which describe the aims, techniques and outcomes of that particular activity.
- Within each year, we have tried to balance development of skills in the main artform areas and with a variety of media.
- The plan for each year builds upon previous skills learnt. However, the plan and the suggested activities within each year are transferable and adaptable.

YEAR ONE



Ages 5 and 6

YEAR TWO



Ages 6 and 7

YEAR THREE



Ages 7 and 8

YEAR FOUR



Ages 8 and 9

YEAR FIVE



Ages 9 and 10

YEAR SIX



Ages 10 and 11



### Development of Resources

The AccessArt team is always happy to advise [AccessArt members](#) as to how they can develop or personalise the resources in this exemplar curriculum to include areas such as textiles, photography, and use of digital media, or link to a particular artist, genre, culture, theme or topic.

[Please get in touch with any questions!](#)





# AccessArt Primary Exemplar Curriculum

[<< Back](#)

## Accessing the Resources

- Many of the resources are free to access, others are behind the membership wall.
- AccessArt is a UK charity (1105049) which aims to inspire and enable high quality visual arts teaching and learning. We receive no core or revenue funding, instead we rely on income from membership to continue to develop our activities. AccessArt has over 8000 subscribers and is trusted by schools across the country to help develop their teaching and learning.
- [Membership \(and access to all resources\), starts at just £42 per year.](#)

YEAR ONE



Ages 5 and 6

YEAR TWO



Ages 6 and 7

YEAR THREE



Ages 7 and 8

YEAR FOUR



Ages 8 and 9

YEAR FIVE



Ages 9 and 10

YEAR SIX



Ages 10 and 11



# [Main Curriculum Pages](#) > Year One (ages 5 & 6)



## Contents

**Autumn Term 1:** [Discovering Charcoal / Drawing Like a Caveman](#)

**Autumn Term 2:** [Wax Resist Autumn Leaves / Squiggle Drawing](#)

**Spring Term 1:** [Drawing Spirals / Drawing Spiral Snails](#)

**Spring Term 2:** [Drawing Feathers / Making Sculptural Birds](#)

**Summer Term 1:** [Plasticine Print Making](#)

**Summer Term 2:** [Making Magic Spells](#)

**After School Clubs:** [Finger Puppets](#)





## Discovering Charcoal Drawing Exercise



The [Discovering Charcoal Exercise](#) helps children explore the potential of using charcoal for mark making. Use this warm-up exercise as an introduction to the media, and follow it with the session idea below.

## Learning Targets for these Activities

- Develops drawing skills
- Introduces charcoal as a medium
- Develops hand eye coordination
- Explores tactile & physical drawing skills
- Connects to early caveman art

Sketchbook Work: Choose from these [Warm-Ups and Drawing Exercises](#) to help develop skills and nurture creative thinking

Not quite right for your class? [See all Drawing Resources here.](#)

[Join AccessArt](#) for full access to over 850 resources

## Drawing Like a Caveman



Introduce children to the beginnings of drawing, and inspire simple mark making, through the medium of [charcoal and handprint art](#). Each child is enabled to follow an individual and empowering exploration.



## Wax Resist Autumn Leaves



The [Wax Resist Autumn Leaves](#) resource helps develop observational drawing skills in a variety of media and combines them with experimental mark making. The resulting leaves can be used in individual or class artwork.

## Learning Targets for these Activities

- Develops drawing skills
- Introduces graphite, wax resist and watercolour, as a medium
- Develops hand eye coordination
- Explores observational & experimental drawing
- Explores composition

Sketchbook Work: Choose from these [Warm-Ups and Drawing Exercises](#) to help develop skills and nurture creative thinking

Not quite right for your class? [See all Drawing Resources here.](#)

[Join AccessArt](#) for full access to over 850 resources

## Squiggle Drawing & Autumn Floor Drawings



Introduce children to drawing exercises which will help their drawing skills throughout school, and give a focus to their exploration of drawing media through [Squiggle Drawing and Autumn Floor Drawings](#).



## Warm Up Drawing Exercise – Drawing Spirals



The [Drawing Spirals](#) warm up drawing exercise introduces children to the idea that when you draw you can use your fingers, wrist, arm, shoulder and whole body. Drawing can be physical. The exercise also helps develop coordination and introduces scale. Follow up with the project below.

## Drawing Spiral Snails



Explore colour and mark making with this wonderful project to encourage dynamic, colourful drawings [Drawing Spiral Snails](#).

## Learning Targets for these Activities

- Develops drawing skills
- Introduces pastel as a medium
- Develops hand eye coordination
- Explores drawing as a physical activity
- Explores colour and colour mixing in an intuitive way

Sketchbook Work: Choose from these [Warm-Ups and Drawing Exercises](#) to help develop skills and nurture creative thinking

Not quite right for your class? [See all Drawing Resources here.](#)

[Join AccessArt](#) for full access to over 850 resources



## Drawing Feathers



The [Drawing Feathers](#) mark making resource is the perfect way to help children develop their looking skills and to get them to think about how to make their creative response. Use to develop sketchbook skills and as a precursor to the project below.

## Making Sculptural Birds



Let drawing skills develop naturally into 3d making in this construction project which incorporates drawing, collage and sculpture and which will enable pupils to create a whole flock of individual birds! [Making Sculptural Birds](#).

## Learning Targets for these Activities

- Develops drawing skills
- Explores collage
- Explores link between drawing & making
- Can be used to explore individual and group work

Sketchbook Work: Choose from these [Warm-Ups and Drawing Exercises](#) to help develop skills and nurture creative thinking

Not quite right for your class? [See all Drawing Resources here.](#)

[Join AccessArt](#) for full access to over 850 resources





## Plasticine Print Making



Plasticine is an ideal material to introduce printmaking to young children. The [Plasticine Print Making](#) resource has all the information teachers will need to explore this process for making effective prints.

### Learning Targets for these Activities

- Introduces print making
- Explores mark making in a 3D material
- Explores concept of negative / positive
- Can be used to explore pattern

Sketchbook Work: Choose from these [Warm-Ups and Drawing Exercises](#) to help develop skills and nurture creative thinking

Not quite right for your class? [See all Printmaking Resources here.](#)

[Join AccessArt](#) for full access to over 850 resources



## Making Magic Spells



The [Making Magic Spells](#) resource is an excellent way to consolidate drawing and mark making skills learnt during the year, and to celebrate how they can be used in a collaborative class artwork. It also helps children look at familiar objects in new ways.

### Learning Targets for these Activities

- Develops drawing skills
- Explores a variety of media
- Develops hand eye coordination
- Explores observation drawing skills
- Explores collage
- Explores experimental drawing skills
- Encourages individual & group creativity

Sketchbook Work: Choose from these [Warm-Ups and Drawing Exercises](#) to help develop skills and nurture creative thinking

Not quite right for your class? [See all Drawing Resources here.](#)

[Join AccessArt](#) for full access to over 850 resources



## Making Finger Puppets



The [Making Finger Puppets](#) resource is a great project for MAT pupils or for an after school club where numbers are smaller and time less pressured.

### Learning Targets for these Activities

- Develops making skills
- Develops hand eye coordination
- Explores character
- Connects to drama

Sketchbook Work: Choose from these [Warm-Ups and Drawing Exercises](#) to help develop skills and nurture creative thinking

Not quite right for your class? [See all Puppet Making Resources here.](#)

[Join AccessArt](#) for full access to over 850 resources



# [Main Curriculum Pages](#) > Year Two (ages 6 & 7)



## Contents

**Autumn Term 1:** [Making Sketchbooks / Making Boats Which Float](#)

**Autumn Term 2:** [Colour Wheel / Mini Beast Collage](#)

**Spring Term 1:** [Drawing Cartoon Characters / Making Money](#)

**Spring Term 2:** [Making Animal Masks](#)

**Summer Term 1:** [Houses from Around the World / Be An Architect](#)


**Summer Term 2:** [Mono Printing with Carbon Copy Paper / Dressing Up As Fossils](#)

**After School Clubs:** [World in a Matchbox](#)





## Making Elastic Band Sketchbooks



The [Making Elastic Band Sketchbooks](#) resource shares a great way to make sketchbooks with children. Making sketchbooks helps children develop ownership of their creative learning. Use the sketchbooks throughout the school year.

### Learning Targets for these Activities

- Introduces Sketchbooks to develop a habit
- Explores Making in a variety of materials
- Explores Design through Making

Sketchbook Work: Choose from these [Warm-Ups and Drawing Exercises](#) to help develop skills and nurture creative thinking

Not quite right for your class? [See all Making Resources here](#)

[Join AccessArt](#) for full access to over 850 resources

## Making Boats That Float



A hands on exploration of a variety of materials and construction techniques are used in the [Making Boats That Float](#) resource. Introduces children to the idea of “design through making”.



## Colour Wheel



Introduce children to the colour wheel through this practical session [Colour Wheel](#). Follow up with the collage and colour project below.

### Learning Targets for these Activities

- Explores the Colour Wheel (Paint)
- Explores Colour Mixing
- Develops cutting skills
- Explores Collage
- Can be used to develop individual & group creativity
- Links to Literature

Sketchbook Work: Choose from these [Warm-Ups and Drawing Exercises](#) to help develop skills and nurture creative thinking

Not quite right for your class? [See all Colour Resources here.](#)

[Join AccessArt](#) for full access to over 850 resources

## Mini Beast Artwork



This uplifting project enables children to explore colour and collage and create fantastical minibeasts. Helps develop dexterity and decision making skills. [Mini Beast Artwork.](#)



## Drawing Cartoon Characters



The [Drawing Cartoon Characters](#) resource helps children develop images with personality and character, through observation and intention. Use the skills learnt in the project below.

### Learning Targets for these Activities

- Develops drawing skills
- Develops observation skills
- Explores portraiture
- Develops creative thinking
- Explores the relationship of drawing & making

Sketchbook Work: Choose from these [Warm-Ups and Drawing Exercises](#) to help develop skills and nurture creative thinking

## Making Money!



The [Making Money!](#) resource explores the relationship between drawing and making. Combines observational drawing skills with creative thinking, and challenges children to work on different scales.

Not quite right for your class? [See all Drawing Resources here.](#)

[Join AccessArt](#) for full access to over 850 resources



## Making Animal Masks



The [Animal Parade: Making Masks](#) resource is a great way to develop drawing, design, making and painting skills in one coherent project!

### Learning Targets for these Activities

- Develops drawing, making, design & painting skills
- Explores how 2d becomes 3d
- Can be used towards drama projects or assemblies

Sketchbook Work: Choose from these [Warm-Ups and Drawing Exercises](#) to help develop skills and nurture creative thinking

Not quite right for your class? [See all Drawing Resources here.](#)

[Join AccessArt](#) for full access to over 850 resources






## Houses from Around the World



The [Houses from Around the World](#) resource provides an opportunity for children to work from source material and to develop their creative response skills through drawing and collage.

Build on their skills further with the making project below.

## Be an Architect!



The [Be An Architect!](#) resource explores design through making to create architectural models. The perfect balance between developing hands on making skills, with intention and imagination.

## Learning Targets for these Activities

- Develops drawing skills
- Develops creative response
- Explores collage
- Explores 3d and design through making
- Explores scale
- Explores notion of cultural identity & imagination


Sketchbook Work: Choose from these [Warm-Ups and Drawing Exercises](#) to help develop skills and nurture creative thinking

Not quite right for your class? [See all Architecture Resources here.](#)

[Join AccessArt](#) for full access to over 850 resources



## Mono Printing with Oil Pastel and Carbon Copy Paper



[Mono Printing with Oil Pastel and Carbon Copy Paper](#) shares an innovative way to introduce pupils to mono printing. Requires only simple materials and is low on mess, yet enables pupils to explore inventive and creative printmaking. Also develops observational drawing skills, coordination and mark making.

## Dressing Up as Fossils



[Dressing Up As Fossils!](#) enables children to work on a new medium on a larger scale, pushing their attitude to mark making. An added dimension is the dressing-up element at the end, which could be used in relation to drama or storytelling.

## Learning Targets for these Activities

- Develops printing skills
- Develops mark-making skills
- Introduces drawing on new materials & scales
- Introduces installation art
- Connects to drama

Sketchbook Work: Choose from these [Warm-Ups and Drawing Exercises](#) to help develop skills and nurture creative thinking

Not quite right for your class? [See all Print Making Resources here.](#)

[Join AccessArt](#) for full access to over 850 resources



## World in a Matchbox



The [World in a Matchbox](#) project is a wonderful way to enable children to develop their making and imagination skills through the creation of personal worlds.

### Learning Targets for these Activities

- Develops making skills
- Develops imagination

Sketchbook Work: Choose from these [Warm-Ups and Drawing Exercises](#) to help develop skills and nurture creative thinking

Not quite right for your class? [See all Making Resources here.](#)

[Join AccessArt](#) for full access to over 850 resources



# [Main Curriculum Pages](#) > Year Three (ages 7 & 8)



## Contents

**Autumn Term 1:** [Quentin Blake's Drawings as Inspiration / Sculptural Characters Inspired by Dahl and Blake](#)

**Autumn Term 2:** [Making Drawings Move / Making Articulated Beasts](#)


**Spring Term 1:** [A Cheerful Orchestra](#)

**Spring Term 2:** [Typography for Children](#)

**Summer Term 1:** [3d Visual Map Making](#)

**Summer Term 2:** [Fruit Inspired Clay Tiles / Drawing & Making Flowers](#)

**After School Clubs:** [Polar Bears and Icebergs](#)





## Quentin Blake's Drawings as Inspiration!



The [Quentin Blake's Drawings as Inspiration!](#) resource enables children to make figurative drawings from life, inspired by Blake's own work. Encourages children to really look at the figure and its personality/activity in order to make drawings which communicate intention.

## Learning Targets for these Activities

- Develops drawing skills
- Introduces life drawing
- Explores seeing "big shapes" & gestural drawing
- Explores "intention"
- Develops into making & explores 3d skills
- Explores visual literacy
- Connects to literature

## Sculptural Characters Inspired by Dahl and Blake



The [Sculptural Characters Inspired by Dahl and Blake](#) resource shares a session in which children make and develop their favourite characters inspired by literature and visual arts.

Sketchbook Work: Choose from these [Warm-Ups and Drawing Exercises](#) to help develop skills and nurture creative thinking

Not quite right for your class? [See all Drawing Resources here.](#)

[Join AccessArt](#) for full access to over 850 resources



## Making Drawings Move



Make simple drawings which move inspired by the [Making Drawings Move](#) resource. A great early introduction to animation.

### Learning Targets for these Activities

- Develops looking and drawing skills
- Explores expression and character
- Introduces simple animation
- Combines drawing and making
- Develops dexterity skills
- Connects to drama

Sketchbook Work: Choose from these [Warm-Ups and Drawing Exercises](#) to help develop skills and nurture creative thinking

Not quite right for your class? [See all Animation Resources here.](#)

[Join AccessArt](#) for full access to over 850 resources

## Making Articulated Beasts



Develop the concept of making drawings which move with these articulated beasts [Making Articulated Beasts](#). Use in an animation project using Stop Motion Pro.



## A Cheerful Orchestra



The [A Cheerful Orchestra](#) resource is a wonderful exploration of music and visual arts, using one to inform understanding and exploration of the other. Plenty of opportunities for working on a variety of scale and in a variety of medium.

### Learning Targets for these Activities

- Develops drawing, painting and collage skills
- Introduces using all our senses to inspire imagination
- Explores how combining elements gives new ideas
- Develops individual and class creativity
- Develops talking skills around art
- Connects to music

Sketchbook Work: Choose from these [Warm-Ups and Drawing Exercises](#) to help develop skills and nurture creative thinking

Not quite right for your class? [See all Drawing Resources here.](#)

[Join AccessArt](#) for full access to over 850 resources



## Typography for Children



The [Typography for Children](#) resource introduces children to the concept of font design. Explore how font type can change the way words are presented, and how we can take inspiration from many different sources to invent something new. Use the results in a design-led, branding project or in the project shared in Summer 1.

### Learning Targets for these Activities

- Develops observational drawing skills
- Encourages children to develop ideas towards something new
- Introduces ideas about design & communication
- Explores tactile & physical drawing skills

Sketchbook Work: Choose from these [Warm-Ups and Drawing Exercises](#) to help develop skills and nurture creative thinking

Not quite right for your class? [See all Drawing Resources here.](#)

[Join AccessArt](#) for full access to over 850 resources





## 3D Visual Map Making



The [3D Visual Maps](#) resource builds upon typography skills learnt in Spring 2, and enables children to create 3d maps based upon real or imagined landscapes. Combines drawing, design and making skills.

### Learning Targets for these Activities

- Develops typography and drawing skills
- Develops visualization and imagination skills
- Combines drawing and making
- Connects to Geography

Sketchbook Work: Choose from these [Warm-Ups and Drawing Exercises](#) to help develop skills and nurture creative thinking

Not quite right for your class? [See all Drawing Resources here.](#)

[Join AccessArt](#) for full access to over 850 resources



## Fruit Inspired Clay Tiles



[Fruit Inspired Clay Tiles](#) shares sessions in which creative response drawings of fruit develop into decorative clay tiles. Alternative to firing techniques shared.

## Learning Targets for these Activities

- Develops looking, drawing and making skills
- Introduces working in relief in clay
- Explores paper and wire
- Develops individual and group creativity

Sketchbook Work: Choose from these [Warm-Ups and Drawing Exercises](#) to help develop skills and nurture creative thinking

## Drawing and Making Flowers



The [Drawing and Making Flowers](#) resource encourages observational drawing skills and then enables pupils to extend and develop their creative response into 3 dimensions using a variety of media.

Not quite right for your class? [See all Drawing Resources here.](#)

[Join AccessArt](#) for full access to over 850 resources



## Polar Bears & Icebergs



The [Polar Bears & Icebergs](#) project is the archetypal AccessArt after school club – drawing, sculpture, collage, paint...

### Learning Targets for these Activities

- Develops drawing, collage and making skills
- Explores modroc as a medium
- Develops sculptural thinking
- Develops individual and group creativity
- Explores "installation art" in the exhibiting
- Connects to the ecology

Sketchbook Work: Choose from these [Warm-Ups and Drawing Exercises](#) to help develop skills and nurture creative thinking

Not quite right for your class? [See all Sculpture Resources here.](#)

[Join AccessArt](#) for full access to over 850 resources



# [Main Curriculum Pages](#) > Year Four (ages 8 & 9)



## Contents

**Autumn Term 1:** [Illustrating the Jabberwocky](#)

**Autumn Term 2:** [Quick Clay Figurative Sketches / Making a Pocket Gallery](#)


**Spring Term 1:** [Dragons & Birds in Eggs / Wax Resist with Coloured Inks](#)

**Spring Term 2:** [Drawing with Scissors Inspired by Matisse](#)

**Summer Term 1:** [Drawing Nests / Building Nests](#)

**Summer Term 2:** [Thoughtful Mark Making / Birds in Trees](#)

**After School Clubs:** [Pin and Paper Fashion](#)





## Illustrating the Jabberwocky



The [Illustrating the Jabberwocky](#) resource shares creative and imaginative sessions exploring experimental and elemental drawing culminating in the production of concertina sketchbooks illustrating the poem.

### Learning Targets for these Activities

- Develops experimental drawing skills
- Explores drawing in relation to language
- Develops individual and group creativity
- Explores visual literacy
- Connects to literature (can be applied to many pieces of writing).

Sketchbook Work: Choose from these [Warm-Ups and Drawing Exercises](#) to help develop skills and nurture creative thinking

Not quite right for your class? [See all Illustration Resources here.](#)

[Join AccessArt](#) for full access to over 850 resources



## Quick Clay Figurative Sketches



The [Quick Clay Figurative Sketches](#) resource introduces children to think about how we as humans might react to works of art, and how we can create quick clay sculptures which capture those reactions.

### Learning Targets for these Activities

- Develops clay sketching skills
- Explores lateral thinking
- Explores scale and context
- Explores visual literacy
- Connects to museum & gallery visits

Sketchbook Work: Choose from these [Warm-Ups and Drawing Exercises](#) to help develop skills and nurture creative thinking

Not quite right for your class? [See all Sculpture Resources here.](#)

[Join AccessArt](#) for full access to over 850 resources

## Making a Pocket Gallery



Simple but effective and enjoyable project to encourage children to view familiar objects in a new light, and ask the question: "What is art?" [Making a Pocket Gallery.](#)



## Dragons & Birds in Eggs: Hidden & Revealed



The [Dragons & Birds in Eggs: Hidden and Revealed](#) resource shares a simple but engaging exercise which combines drawing, printmaking and collage. Introduces ideas about what we reveal and what we keep secret. It can be used as a precursor to the more involved project below.

## Learning Targets for these Activities

- Develops drawing skills
- Develops hand eye coordination
- Explores mark making and colour
- Connects to literacy

Sketchbook Work: Choose from these [Warm-Ups and Drawing Exercises](#) to help develop skills and nurture creative thinking

## Wax Resist with Coloured Inks



A wonderful mix of imagination, colour, new techniques and materials to be discovered in the [Wax Resist with Coloured Inks and Sgraffito on Foamboard](#) resource.

Not quite right for your class? [See all Drawing Resources here.](#)

[Join AccessArt](#) for full access to over 850 resources



## Drawing with Scissors: Inspired by Matisse



Based around an exploration of an historic painting (Penelope with the Suitors by Pintoricchio, but transferable to other images), the [Drawing with Scissors: Inspired by Matisse](#) project shares three activities which develop drawing, collage and printing skills, culminating in a modern interpretation of an old master and the creation of a collaborative artwork.

### Learning Targets for these Activities

- Develops printing, drawing and collage skills
- Enables an interpretation and exploration of, and a creative response to an artwork
- Explores visual literacy

Sketchbook Work: Choose from these [Warm-Ups and Drawing Exercises](#) to help develop skills and nurture creative thinking

Not quite right for your class? [See all Drawing Resources here.](#)

[Join AccessArt](#) for full access to over 850 resources





## Drawing Nests



The [Drawing Nests](#) resource enables an exploration of observational and experimental drawing of nests, in a variety of media. The project encourages children to experience at first hand how different media can be used to change the feel and character of a drawing. Use as a precursor to the project below.

## Learning Targets for these Activities

- Develops experimental drawing skills
- Promotes creative responses
- Explores 3d making skills
- Promotes inventiveness and perseverance

Sketchbook Work: Choose from these [Warm-Ups and Drawing Exercises](#) to help develop skills and nurture creative thinking

## Building Nests



The [Perseverance, Determination and Inventiveness: Building Nests](#) resource helps children recognise the skills they have which can be used towards building things in the physical world. Challenges them to construct with a variety of materials towards a brief.

Not quite right for your class? [See all Drawing Resources here.](#)

[Join AccessArt](#) for full access to over 850 resources



## Thoughtful Mark Making



The [Thoughtful Mark Making](#) helps children push their mark making skills, enabling them to experience how the different ways they hold the pen tool can affect the marks produced, and how they can then use these various marks as part of their drawing vocabulary.

## Learning Targets for these Activities

- Develops drawing skills
- Promotes mark making skills
- Explores composition
- Develops individual or group creativity

Sketchbook Work: Choose from these [Warm-Ups and Drawing Exercises](#) to help develop skills and nurture creative thinking

## Birds in the Trees



The [Birds in the Trees](#) resource brings together drawing, painting and collage skills into a class artwork.

Not quite right for your class? [See all Drawing Resources here.](#)

[Join AccessArt](#) for full access to over 850 resources



## Pin and Paper Fashion



The [Pin and Paper Fashion](#) project is perfect for a small art club or a group of MAT pupils able to work collaboratively to explore fashion design.

### Learning Targets for these Activities

- Develops design-through-making skills
- Encourages collaboration
- Explores 2d to 3d
- Explores construction skills
- Connects to fashion design

Sketchbook Work: Choose from these [Warm-Ups and Drawing Exercises](#) to help develop skills and nurture creative thinking

Not quite right for your class? [See all Fashion Resources here.](#)

[Join AccessArt](#) for full access to over 850 resources



# [Main Curriculum Pages](#) > Year Five (ages 9 & 10)



## Contents

**Autumn Term 1:** [Sketchbook exploration / Supersized Jewellery](#)

**Autumn Term 2:** [Show Me What You See / Sculptures with Personality](#)


**Spring Term 1:** [Inspired by Miro: Automatic Drawing, Collage and Sculpture](#)

**Spring Term 2:** [Flat Yet Sculptural: Drawing, Collage, Sculpture](#)

**Summer Term 1:** [Making a Festival Feast / Communal Picnic Drawing](#)

**Summer Term 2:** [How Does The Sculpture Balance?](#)

**After School Clubs:** [Where the Wild Things Are](#)



## Sketchbook Exploration



The [Sketchbook Exploration](#) resource centres around observational and experimental drawing of gem stones through a variety of drawing exercises. Use as a precursor to the activity below.

## Learning Targets for these Activities

- Develops drawing and sketchbook skills
- Explores a variety of media
- Encourages independent decision making
- Explores making
- Connects to design, theatre, fashion

Sketchbook Work: Choose from these [Warm-Ups and Drawing Exercises](#) to help develop skills and nurture creative thinking

Not quite right for your class? [See all Drawing Resources here.](#)

[Join AccessArt](#) for full access to over 850 resources

## Supersize Jewellery

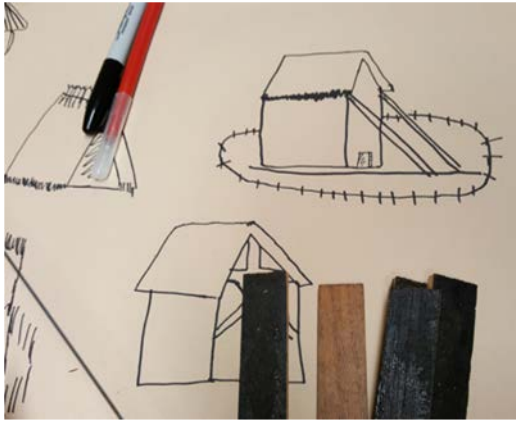


Inspired by the BFG and fuelled by the sketchbook exploration above, the [Supersize Jewellery](#) resource kick starts jewellery design and making on a large scale!





## Show Me What You See



The [Show Me What You See: Drawing Inspired by Anglo Saxon Architecture](#) resource focusses around Anglo Saxon architecture and enables children to make a creative response whilst gathering information. Can be adapted to other architectural styles/eras.

## Learning Targets for these Activities

- Develops drawing skills
  - Connects drawing skills to making
  - Develops making skills
  - Enables pupils to make a personal creative response to architecture from other eras
- Connects to architecture and can be adapted to any era

Sketchbook Work: Choose from these [Warm-Ups and Drawing Exercises](#) to help develop skills and nurture creative thinking

Not quite right for your class? [See all Drawing Resources here.](#)

[Join AccessArt](#) for full access to over 850 resources

## Sculptures with Personality



The [Sculptures with Personality, Inspired by Anglo Saxon Houses](#) resource demonstrates how making “sculptures” rather than “models” enables children to grow their ideas in individual directions. The emphasis is on how each child can feel enabled to make their own artwork and express their own personality.



## Inspired by Miro – Collage, Automatic Drawing & Sculpture



The [Inspired by Miro – Collage, Automatic Drawing, & Sculpture](#) resource takes inspiration from Miro's work, exploring automatic drawing as a surrealist technique, and developing the marks made through collage and construction.

### Learning Targets for these Activities

- Develops drawing and making skills
- Explores drawing inspired by sound and mood
- Develops hand eye coordination
- Explores construction in 3d from 2d
- Explores visual literacy
- Connects to Surrealism

Sketchbook Work: Choose from these [Warm-Ups and Drawing Exercises](#) to help develop skills and nurture creative thinking

Not quite right for your class? [See all Drawing Resources here.](#)

[Join AccessArt](#) for full access to over 850 resources



## Flat Yet Sculptural? Drawing, Collage, Construction



Through the [Flat Yet Sculptural? Drawing, Collage, Construction](#) project, children developed their drawings through collage and construction to transform them into sculptures. In this session children base their exploration around animals (pets), though the focus could easily be on the human figure.

### Learning Targets for these Activities

- Develops drawing skills
- Explores negative space & mark making
- Explores scaling up and collage
- Explores sculpture and structure

Sketchbook Work: Choose from these [Warm-Ups and Drawing Exercises](#) to help develop skills and nurture creative thinking

Not quite right for your class? [See all Drawing Resources here.](#)

[Join AccessArt](#) for full access to over 850 resources



## Making a Festival Feast



Making Sculpture at its most fun! The [Making a Festival Feast from Modroc](#) resource reminds teachers and children art should be fun! Develops skills in construction, lateral thinking, modelling and painting.

### Learning Targets for these Activities

- Develops making and drawing skills
- Explores new media and drawing surfaces
- Promotes collaboration in creativity

Sketchbook Work: Choose from these [Warm-Ups and Drawing Exercises](#) to help develop skills and nurture creative thinking

## Communal Picnic Drawing



The [Communal Picnic Drawing](#) session gives children the chance to work on a shared drawing, this time using watercolour paint on fabric, to create a table cloth drawing of their picnic as they eat it. Perfect for a celebration of skills learnt.

Not quite right for your class? [See all Drawing Resources here.](#)

[Join AccessArt](#) for full access to over 850 resources



## How Does the Sculpture Balance?



The [How does the Sculpture Balance?](#) resource enables an exploration of construction and introduces sculptural ideas about balance (both physical and aesthetic) and construction. The project encourages risk taking and creative thinking.

### Learning Targets for these Activities

- Develops making skills
- Explores concepts about balance and structure
- Encourages risk taking

Sketchbook Work: Choose from these [Warm-Ups and Drawing Exercises](#) to help develop skills and nurture creative thinking

Not quite right for your class? [See all Sculpture Resources here.](#)

[Join AccessArt](#) for full access to over 850 resources





## Where the Wild Things Are



From life drawing through to painting, collage and sculpture, the [Where The Wild Things Are](#) collection of resources provides a whole range of sessions inspired by Maurice Sendak, suitable for all ages and in particular for MAT pupils and after school clubs.

### Learning Targets for these Activities

- Develops drawing, painting, collage and making skills
- Explores life drawing
- Empowers children to develop their own ideas
- Explores context
- Promotes individual and group creativity
- Connects to literature

Sketchbook Work: Choose from these [Warm-Ups and Drawing Exercises](#) to help develop skills and nurture creative thinking

Not quite right for your class? [See all Drawing Resources here.](#)

[Join AccessArt](#) for full access to over 850 resources



# [Main Curriculum Pages](#) > Year Six (ages 10 & 11)



## Contents

**Autumn Term 1:** [Exploring Set Design](#)

**Autumn Term 2:** [Shadow Puppets & Whiteboards](#)

**Spring Term 1:** [Graphic Inky Still Life / Exploring Still Life with Carbon Paper](#)

**Spring Term 2:** [Exploring Portraits / Page to Panel: Exploring Manga](#)

**Summer Term 1:** [Conquering SATs Stress with Seats](#)

**Summer Term 2:** [Fruit Pinch Pots / Wave Bowls](#)

**After School Clubs:** [Tool Box](#)



## Exploring Set Design



The [Exploring Set Design](#) resource offers an exciting range of activities including drawing and making, and asks children to consider what makes a “dramatic” image and how they can create a stage set with drama. The project also helps children explore the links between literature, language and the visual arts.

### Learning Targets for these Activities

- Develops making skills
- Promotes independent creative decision making
- Connects to literature, drama, music and design

Sketchbook Work: Choose from these [Warm-Ups and Drawing Exercises](#) to help develop skills and nurture creative thinking

Not quite right for your class? [See all Design-Through-Making Resources here.](#)

[Join AccessArt](#) for full access to over 850 resources



## Shadow Puppets & Whiteboards



The [Shadow Puppets and Whiteboards](#) resource builds upon the notion of storytelling and narrative from Autumn 1, and introduces character. Design and create shadow puppets and use the classroom whiteboard as a stage.

### Learning Targets for these Activities

- Develops drawing and making skills
- Develops dexterity skills
- Explores narrative
- Connects to literacy and drama

Sketchbook Work: Choose from these [Warm-Ups and Drawing Exercises](#) to help develop skills and nurture creative thinking

Not quite right for your class? [See all Puppet Resources here.](#)

[Join AccessArt](#) for full access to over 850 resources



## Graphic Inky Still Life



The [Graphic Inky Still Life](#) resource develops observational drawing skills and introduces new media (ink and foamboard). The drawings develop into 3d sculptures to build a group still life.

### Learning Targets for these Activities

- Develops observational drawing skills
- Develops hand eye coordination
- Explores composition
- Combines drawing with making

Sketchbook Work: Choose from these [Warm-Ups and Drawing Exercises](#) to help develop skills and nurture creative thinking

## Still Life Drawing Using Carbon Paper



The [Still Life Drawing in a Cubist Style Using Carbon Paper](#) resource develops ideas about still life and introduces a print making element as a way to enable creative and experimental thinking.

Not quite right for your class? [See all Drawing Resources here.](#)

[Join AccessArt](#) for full access to over 850 resources





## Exploring Portraits




The [Exploring Portraits](#) resource enables an exploration of portraiture from drawing to relief, through an unconventional journey.

### Learning Targets for these Activities

- Develops drawing skills
- Explores drawing on clay to make reliefs
- Explores the Manga genre
- Explores visual literacy
- Explores ideas about narrative and character

Sketchbook Work: Choose from these [Warm-Ups and Drawing Exercises](#) to help develop skills and nurture creative thinking

## Page to Panel – Manga Drawing



The [Page to Panel – How to Make Manga](#) resource takes its inspiration from literature and storytelling and helps pupils develop their ideas about narrative and character into storyboards and Manga style graphic drawings.

Not quite right for your class? [See all Drawing Resources here.](#)

[Join AccessArt](#) for full access to over 850 resources



## Conquering SATs Stress with Seats



The Summer term is a very busy term for most Year 6 classes. The [Conquering SATs Stress with Seats](#) resource is the perfect way to relax through making and balance intellectual thinking with hands on making.

### Learning Targets for these Activities

- Develops making skills
- Promotes open-ended learning and design-through-making
- Explores transformation of materials
- Explores design and intention

Sketchbook Work: Choose from these [Warm-Ups and Drawing Exercises](#) to help develop skills and nurture creative thinking

Not quite right for your class? [See all Design Resources here.](#)

[Join AccessArt](#) for full access to over 850 resources



## Fruit Pinch Pots



The [Fruit Pinch Pots](#) resource describes how to make a pinch pot / cup inspired by fruit forms. Starts by making drawings from fruit and then develops ideas about form and decoration. With or without a kiln.

### Learning Targets for these Activities

- Develops 3d making skills
- Develops dexterity skills
- Explores design

Sketchbook Work: Choose from these [Warm-Ups and Drawing Exercises](#) to help develop skills and nurture creative thinking

## Wave Bowls



Continue your exploration of vessel making with the [Wave Bowls](#) resource. A craft and design based project which starts small and simple and enables pupils to develop exciting organic decorative structures.

Not quite right for your class? [See all Design Resources here.](#)

[Join AccessArt](#) for full access to over 850 resources



## Tool Box



The [Tool Box](#) series of resources describes a 7 week exploration of the creation of a fairground type game, from initial ideas to development and final outcome. Not only does this project bring together a whole range of collaborative making skills, it also develops communication and marketing skills. The finished games can be used at an end of term fundraiser.

### Learning Targets for these Activities

- Develops design-through-making skills
- Works to end outcome for use in social event
- Develops hand eye coordination
- Promotes creative thinking
- Connects to business ideas

Sketchbook Work: Choose from these [Warm-Ups and Drawing Exercises](#) to help develop skills and nurture creative thinking

Not quite right for your class? [See all Design Resources here.](#)

[Join AccessArt](#) for full access to over 850 resources

