

The New AccessArt Primary Art Curriculum 2022



AccessArt is pleased to announce we are working on a new version of our existing [Exemplar Plan](#).

The New AccessArt Primary Art Curriculum will be available from May for use in September 2022.

This document shares our intent.

Please comment via info@accessart.org.uk



**“Visionary
Confident
Progressive
Practical”**

Paula Briggs,
CEO & Creative Director,
AccessArt



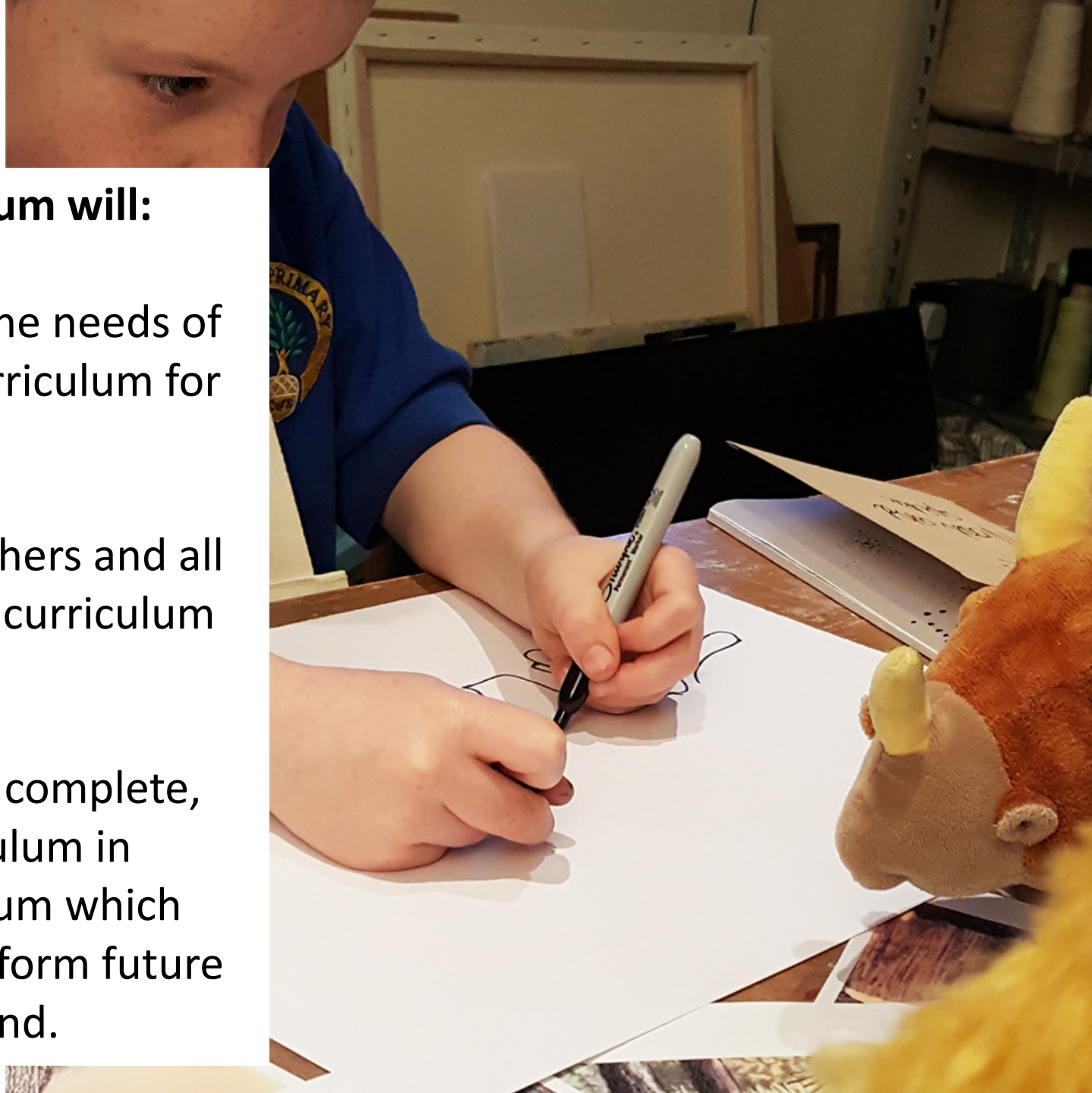


The New AccessArt Primary Art Curriculum will:

Answer Needs: Enable schools to meet the needs of (and go beyond) the current National Curriculum for Art and Design in England.

Score High On Useability: Enable all teachers and all schools to deliver a rich, deep and broad curriculum in art, craft, and design education.

Be Ambitious: Position itself as the most complete, innovative and creative visual arts curriculum in England. Act as a model creative curriculum which leads with vision and expertise to help inform future curriculum planning in England and beyond.





The New AccessArt Primary Art Curriculum will:

Offer schools a **fully flexible scheme** of work which can be followed in whole or in part.

Present choices for schools, and enable teachers to develop skills so they feel able to **tailor the curriculum, develop their ownership, and create outcomes unique to them.**





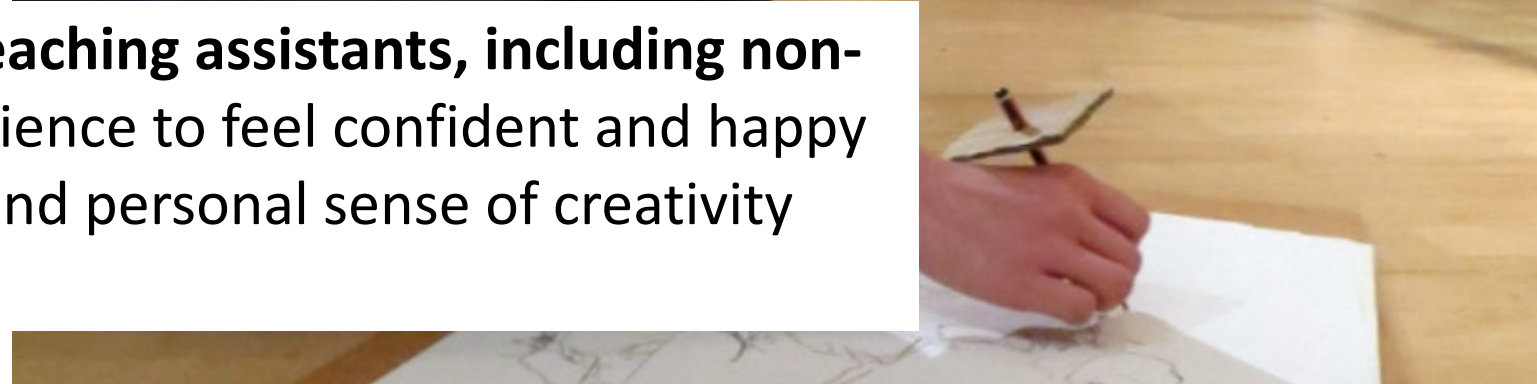
Be **outward looking** in terms of approach, activities and artists, making the curriculum **fully inclusive and relevant** to all pupils.



Encourage schools, teachers and pupils to think about **WHY** we teach art, as well as **HOW** we might do so, and vitally, to help build understanding of why art and artists are relevant to our history, our culture and contemporary society.




Enable all **art leads, teachers, and teaching assistants, including non-specialist educators** with little experience to feel confident and happy teaching art, developing their skills and personal sense of creativity and wellbeing.





Principles


Our vision & values, and how they transfer into curriculum approach



Why do we teach art?

Art is one way we can help develop creative skills.

Creativity is a unique trait, to which we are all entitled. It is our duty as educators to inspire & enable children to develop their creative and critical thinking and making skills.





What kind of citizens do we want our children to become, and how do we help them?

“Our creativity is part of our humanity. If we fail to provide opportunities for pupils to develop their creativity, we are not only letting them down, but we are negatively affecting future society. That’s how important teaching art is.”

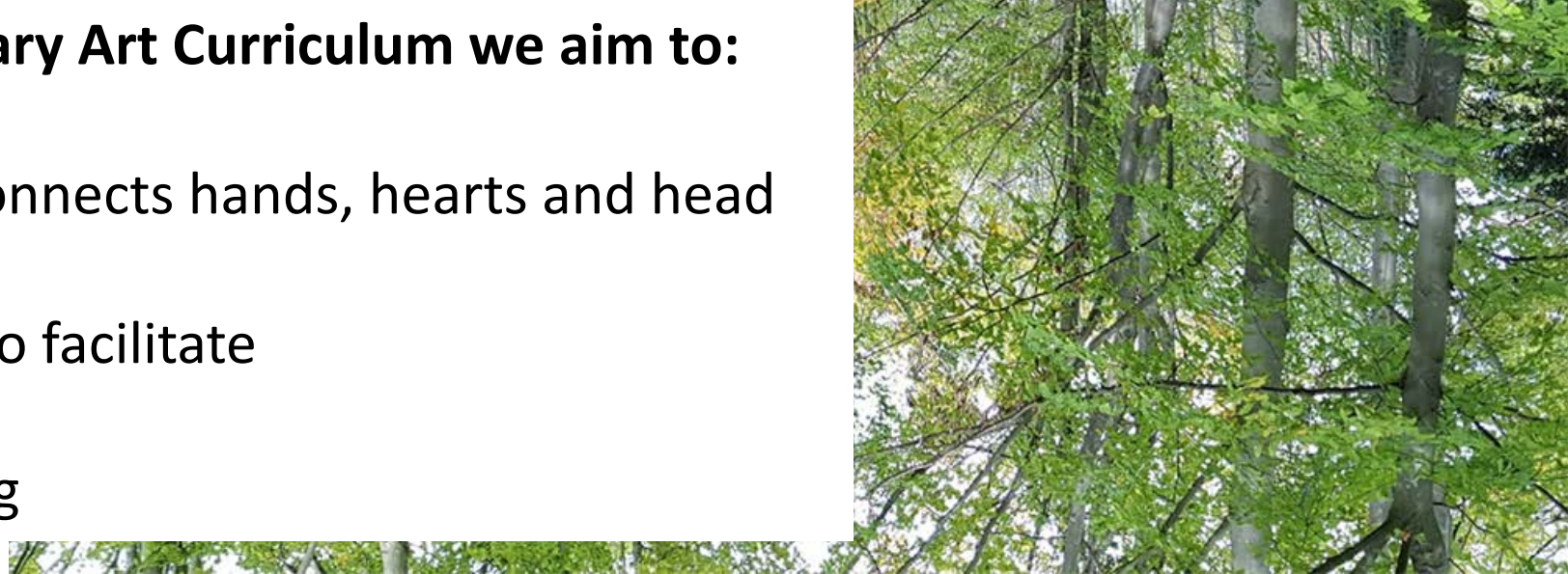


Through the New AccessArt Primary Art Curriculum we aim to:

Create a learning scheme which connects hands, hearts and head

Celebrate art as a unique subject to facilitate


Take a holistic approach to learning



Through the New AccessArt Primary Art Curriculum we aim to:

Enable ALL children:

To Explore
To Question
To Make





Through the New AccessArt Primary Art Curriculum we aim to:

Create a safe structure through which ALL teachers feel able to facilitate:

Creative risk taking & willingness to experiment

A journey of self-discovery and re-invention


Creative & critical thinking skills

A journey which allows for the development of each child as an individual



Format

How the new
curriculum will work





There will be Four Main Versions of the AccessArt Curriculum Plan:

1. Full Primary Art Curriculum for Years 1-6

For use by schools teaching art as a discrete subject, or schools linking to occasional / flexible themes, with approximately 12 hours per term

2. Shortened Primary Art Curriculum for Years 1-6

For use by schools alternating art with DT, with approximately 6 hours per term plus ongoing drawing/sketchbook work.

3. Mixed Year Group Primary Art Curriculum for Years 1-6

For use by schools with mixed year groups Years 1 & 2, 3 & 4, 5 & 6

4. Primary Art Cross-Curriculum for Years 1-6

For schools looking to link most art lessons to other curriculum themes and topics.

Key Features

36 “Pathways” will provide a structure for each half term – years 1 to 6

Pathways aim to connect **Pedagogy-based** resources and **activity-based** resources on AccessArt, together with **external links to websites** which explore chosen **artists/themes**, to form a flexible structure which teachers can navigate easily.

Pathways follow tested pedagogical approaches and help build teacher understanding in addition to providing progressive projects.

EXPLORE SCULPTURE BY MAKING A MOBILE

[cc: Which Artwork? cc](#)

Theme:
Structure & Balance, Colour, Shape

Medium:
Drawing, Construction Materials (card, wood, wire, string)

Artist:
Alexander Calder

In this pathway, suitable for ages 9-11, we explore the work of Alexander Calder. Calder created sculptures and mobiles using solid blocks of colour and simple shapes, exploring the relationships between the objects and lines.

This pathway encourages children to be intellectually curious about sculpture, and to develop their oracy skills. Children then use drawing as a way to deepen their looking, before progressing to explore mark making, colour, line and shape before they finally make their own sculpture.

This pathway will take approximately half a term, based upon a weekly art lesson.

If you use this resource in your setting, please tag us on social media: [#inspiredly](#) @accessart (facebook, twitter) @accessart.org.uk (instagram) and share the url. Thank you!



6-11 9-11

Explore Alexander Calder & Make Mobiles

Familiarise Yourself with Calder's Work

Alexander Calder: Sculpture & Mobiles



Explore these links to help introduce the work of Alexander Calder:

• [Tate Website](#)

• [Calder Foundation](#)

There is a beautiful film made in 1944 describing Calder's work at [https://muse.calder.org/filmworks-of-calder/](#)

Talk

Enable Children to Be Curious & Articulate



Choose one or more images from [this page](#) and discuss the work with the pupils.

If you need help to enable children to talk about sculpture [see the type of questions you might ask here](#).

Draw in Sketchbooks

Deepen Looking by Drawing - Sketchbook Work



Watch the film above (we suggest turning the narrated sound off), and stop the film at intervals, inviting your pupils to "Show Me What You Can See" by drawing. [You can see the "Show Me What You See" guided access here - adding it to it.](#)

Draw / Paint / Cut

2

Explore Line, Mark Making and Colour on Large Sheets of Paper or Card




At this point children begin work on their mobiles.

To begin, [explore mark making with a variety of medium - making marks on a large sheet of paper, and then adapting the activity on this page](#)... (you could also use paint or coloured card)

Make

3

Make Your Mobile



[To make your mobile, continue to follow the activity here.](#)

Reflect & Discuss

4

Share and Celebrate the Outcomes



[Use the resource here to help you run a class "crit" to finish the project.](#)



Key Features

Each pathway tells a story / forms a journey, for both teacher and pupil.

Each pathway follows a particular format which promotes excellent teaching & learning:

Warm-up: Artists: Activity: Crit / Reflection

Artists: Materials: Activity: Crit / Reflection

Challenge or Brief: Artist: Activity: Crit / Reflection





Key Features

Taken as a year, the pathways introduce and develop key disciplines


Key concepts are suggested and disciplines mapped

Taken as a scheme year 1 to 6, the pathways balance key disciplines and provide opportunity for progressive exploration, skills and knowledge

The curriculum will closely map with the revised (2022) AccessArt Progression Plan



Key Features



As a matter of good practice, pathways will:

Refer to more than one artist

Present artists (architects, designers, craftspeople) from a diversity of cultures, eras, and backgrounds

Embolden key vocab and concepts and highlight explicit and tacit knowledge

Key Features

As a matter of good practice, pathways:

Embed drawing & sketchbooks throughout

Links to pedagogy resources and activity resources illustrate in each pathway how this is achieved

Put the child's experience of the activities at the centre

Consideration is made to how this experience is different to other lessons in other subjects

Encourage ownership of teaching and learning to the teachers and pupils, enabling personalized adaptation of the pathways leading to unique outcomes

Suggestions of how pathways can be applied or adapted will be provided



Timing

May 2022: New AccessArt Primary Art Curriculum released for schools to explore and use for planning. Feedback will be incorporated back into the Curriculum

Release will be supported by zoom CPD for teachers.

September 2022: Ready for use in Schools






Access

The New AccessArt Primary Art Curriculum will be available from www.accessart.org.uk

The Curriculum and pathways will be free to access.

The majority of the resources which the pathways lead to will be behind the AccessArt membership wall.

AccessArt is a registered Charity. [Membership fees](#) are kept as low as possible.





info@accessart.org.uk



References for Construction of the New AccessArt Primary Art Curriculum

The Original AccessArt Exemplar Plan

The Original AccessArt Progression Plan

(Written by Paula Briggs, Consultants: Susan Coles, Paul Carney, Mandy Barrett, building upon documents from NSEAD, and the National Curriculum for Art & Design)

The Durham Report - <https://www.dur.ac.uk/resources/creativitycommission/DurhamReport.pdf>

PROGRESSION PLAN

EXEMPLAR PLAN

PEDAGOGY

RESOURCES

9000+ MEMBERS

JOIN OUR

CREATIVE

COMMUNITY

18000 SUBSCRIBERS



CURATED SPACES

JOURNEYS

- DRAWING
- SKETCHBOOK

WHICH ARTISTS?

- PATHWAYS
- ARTIST BLOGS

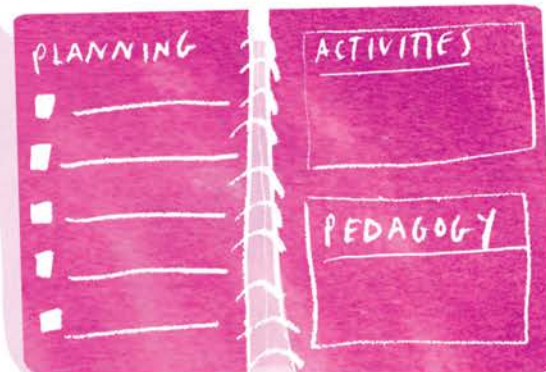
RESOURCES

ACCESSART

INSPIRE + ENABLE OPEN ENDED LEARNING

REGISTERED CHARITY NUMBER: 1105049

1200+ RESOURCES



CPD + INSET

- TICKETED EVENTS
- TAILORED CPD
- CONSULTANCY