


Year 3 & 4 Making Club: Articulated Beasts

By [Sheila Ceccarelli](#)

During the first two sessions at D&T and Making Club, I introduced children to the use of pliers and the manipulation of wire whilst working on a set brief 'to make an articulated beast'.



Articulated Beast & 'HP Sauce at D&T and Making Club



Year three pupil uses pliers and wire to make moving parts at D&T and Making Club

	Please log in here to access full content.	
Username		<input type="text"/>
Password		<input type="password"/>

	<input type="button" value="Login"/> <input checked="" type="checkbox"/> Remember me
	Forgot Password

To access all content, I would like to join as...

An Individual



Creative practitioners, educators, teachers, parents, learners...

From £3.50

An Organisation...



Schools, Colleges, Arts Organisations: Single and Multi-Users
From £42

AccessArt is a UK Charity and we believe everyone has the right to be creative. AccessArt provides inspiration to help us all reach our creative potential.

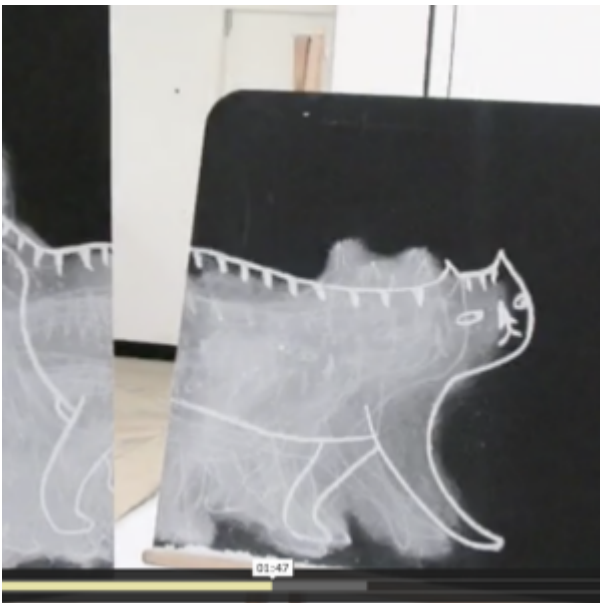
You May Also Like...

Pathway: Making Animated Drawings




[This is featured in the 'Making Animated Drawings' pathway](#)

Talking points: Making drawings move



Talking Points: paper cut puppets



Talking Points: Lauren child



Talking Points: Lotte reiniger

